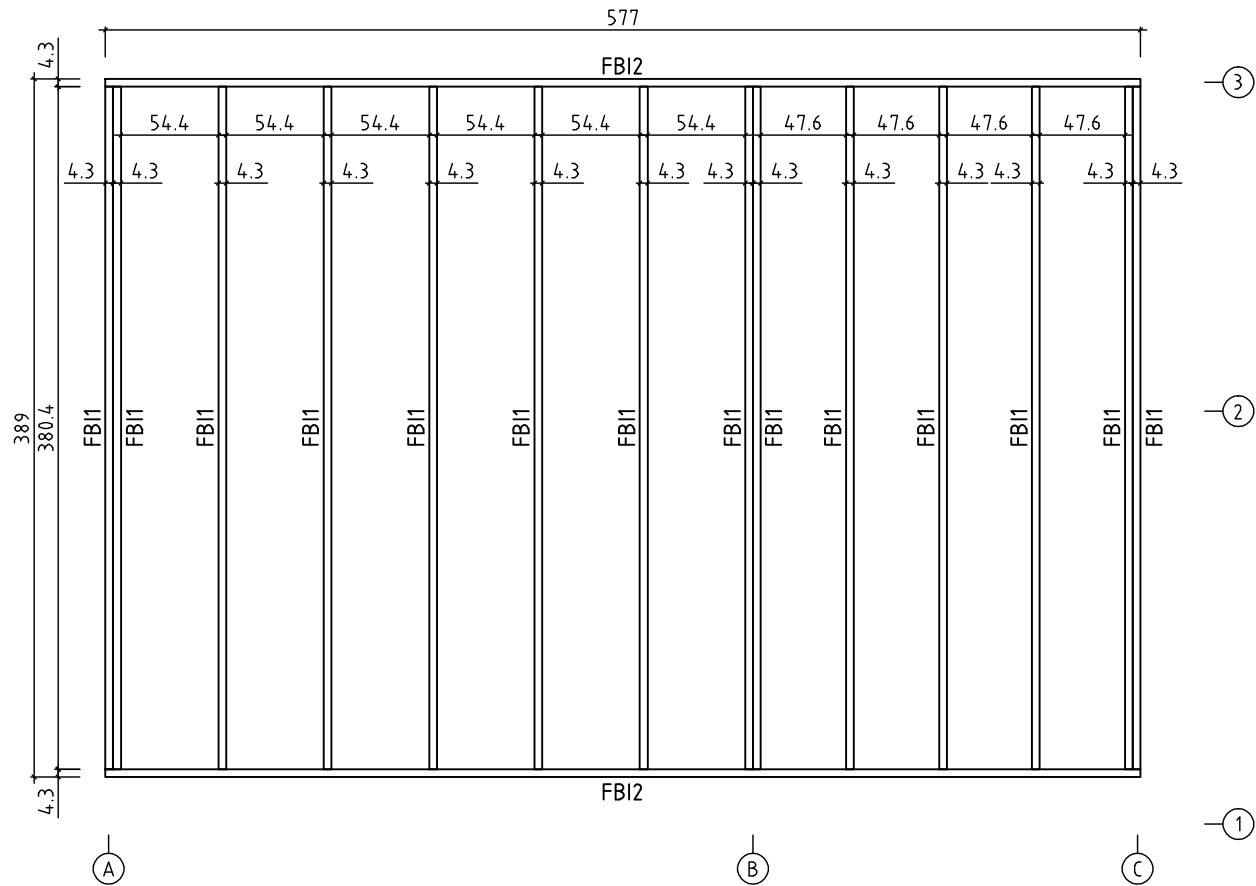
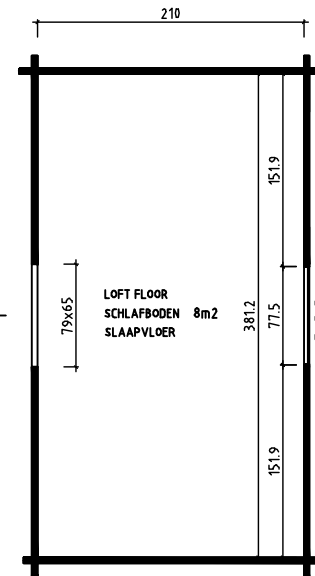
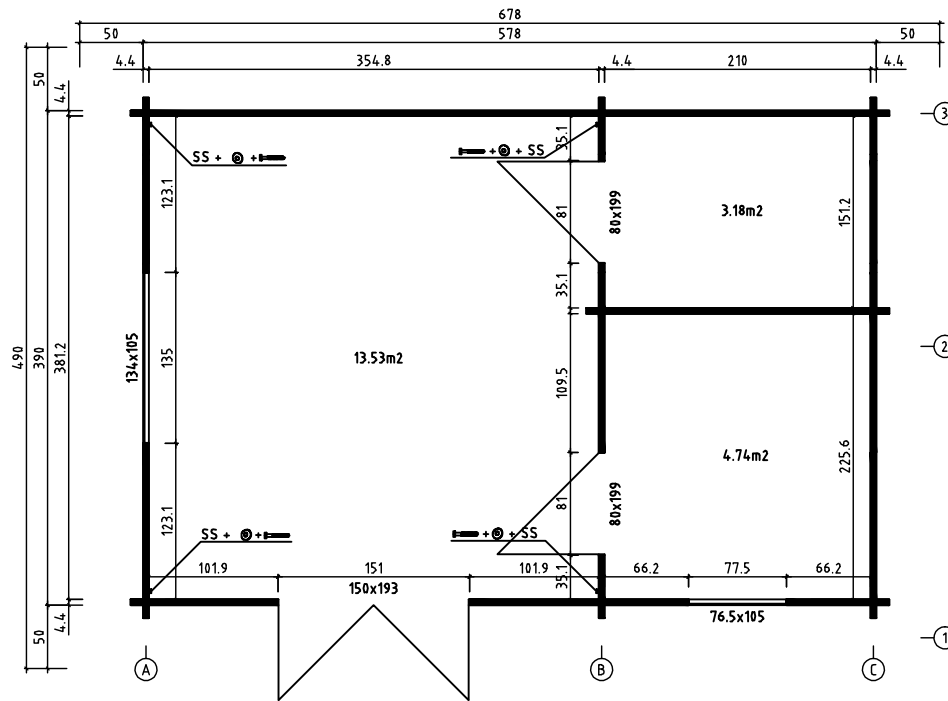


Arizona-44 Iso



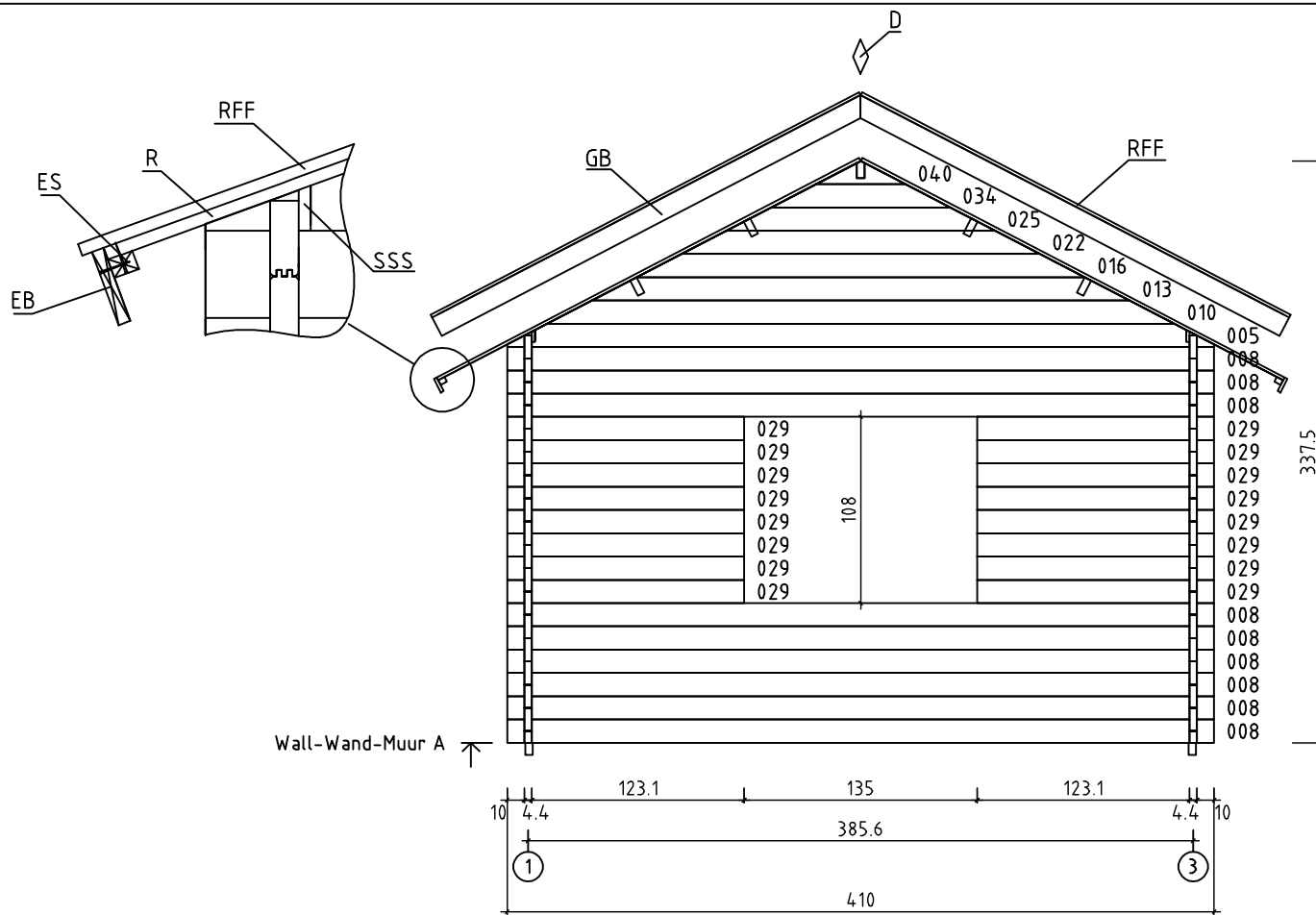
Date rev. Description

House	Arizona-44 Iso	Sheet	2
Drawing	Floorbeams-Fussbodenbalken-Vloerbalken	Scale	1:35
Material	43x70	Date	14.08.2012
Drawer		File	Arizona-44 Iso.dwg



Date rev. Description

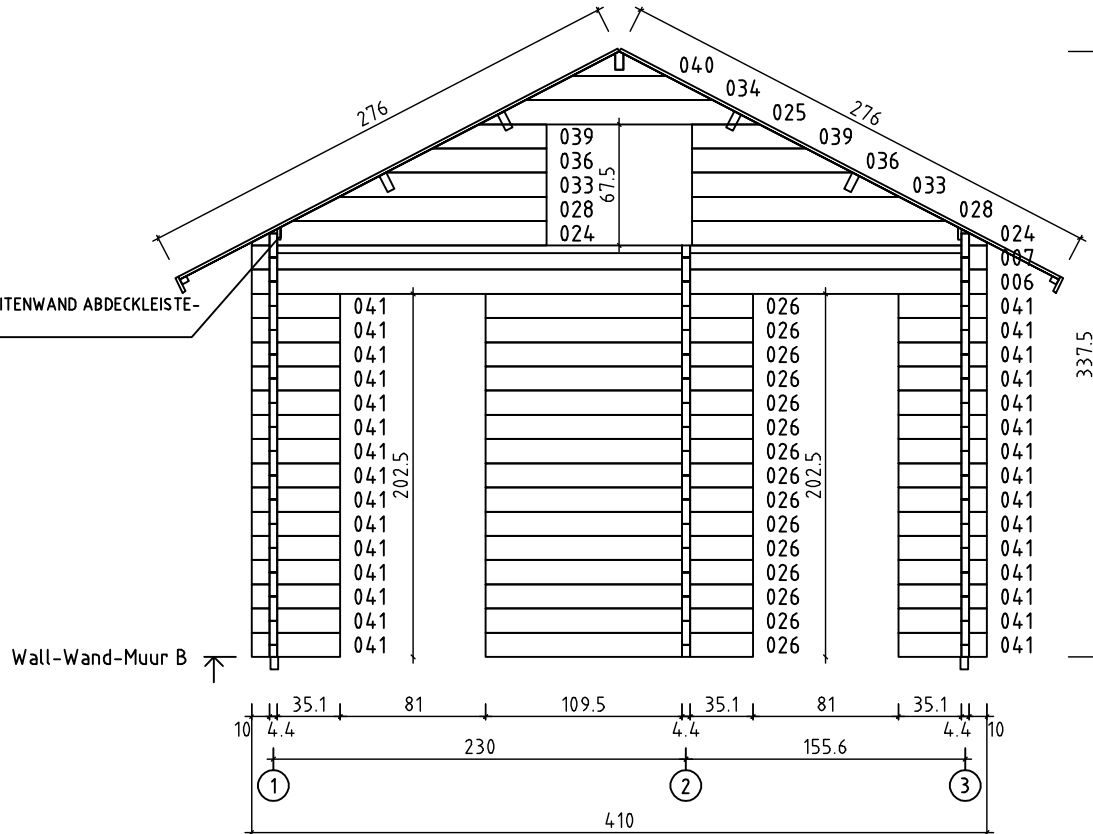
House	Arizona-44	Sheet	3
Drawing	Groundplan-Grundplan-Plan	Scale	1:35
Material	44x135	Date	14.08.2012
Drawer		File	Arizona-44 Iso.dwg



Date rev. Description

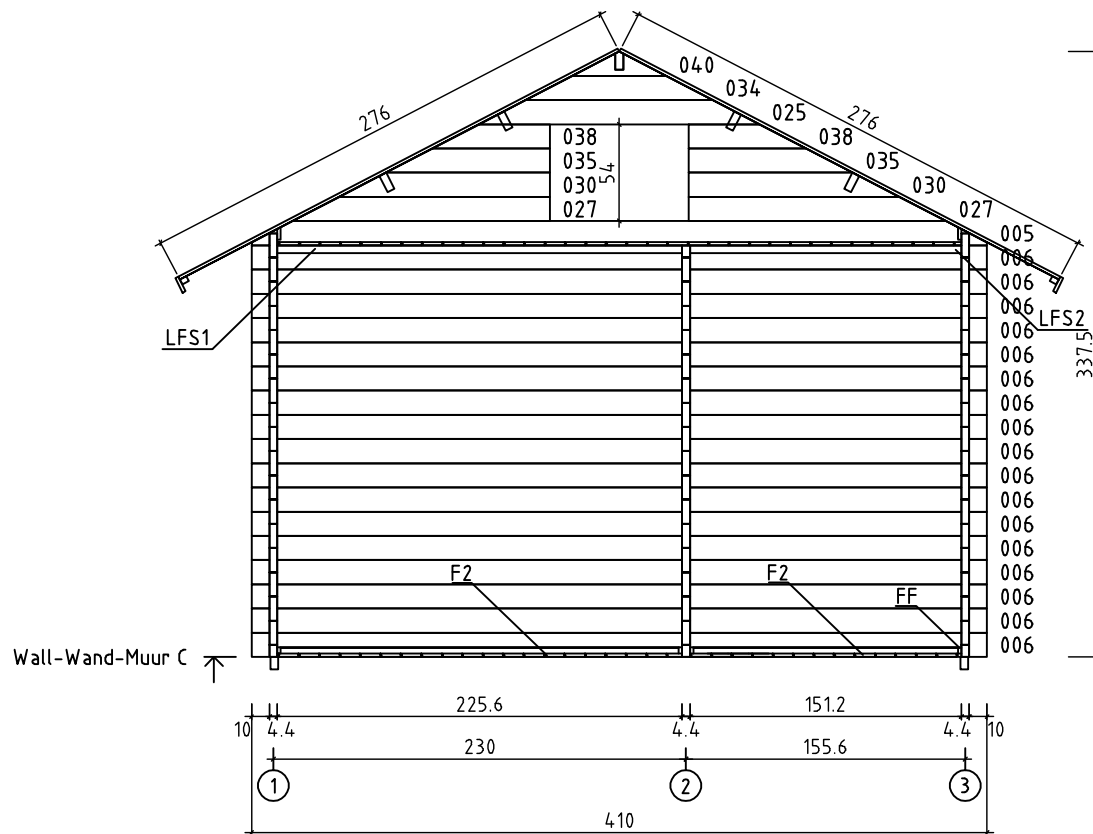
House	Arizona-44 Iso	Sheet	4
Drawing	Wall-Wand-Muur A	Scale	1:35
Material	44x135	Date	14.08.2012
Drawer	File Arizona-44 Iso.dwg		

SIDEWALL SKIRTING SLAT-SEITENWAND ABDECKLEISTE-  
ZIJWAND AFDEKLIJST SSS



Date rev. Description

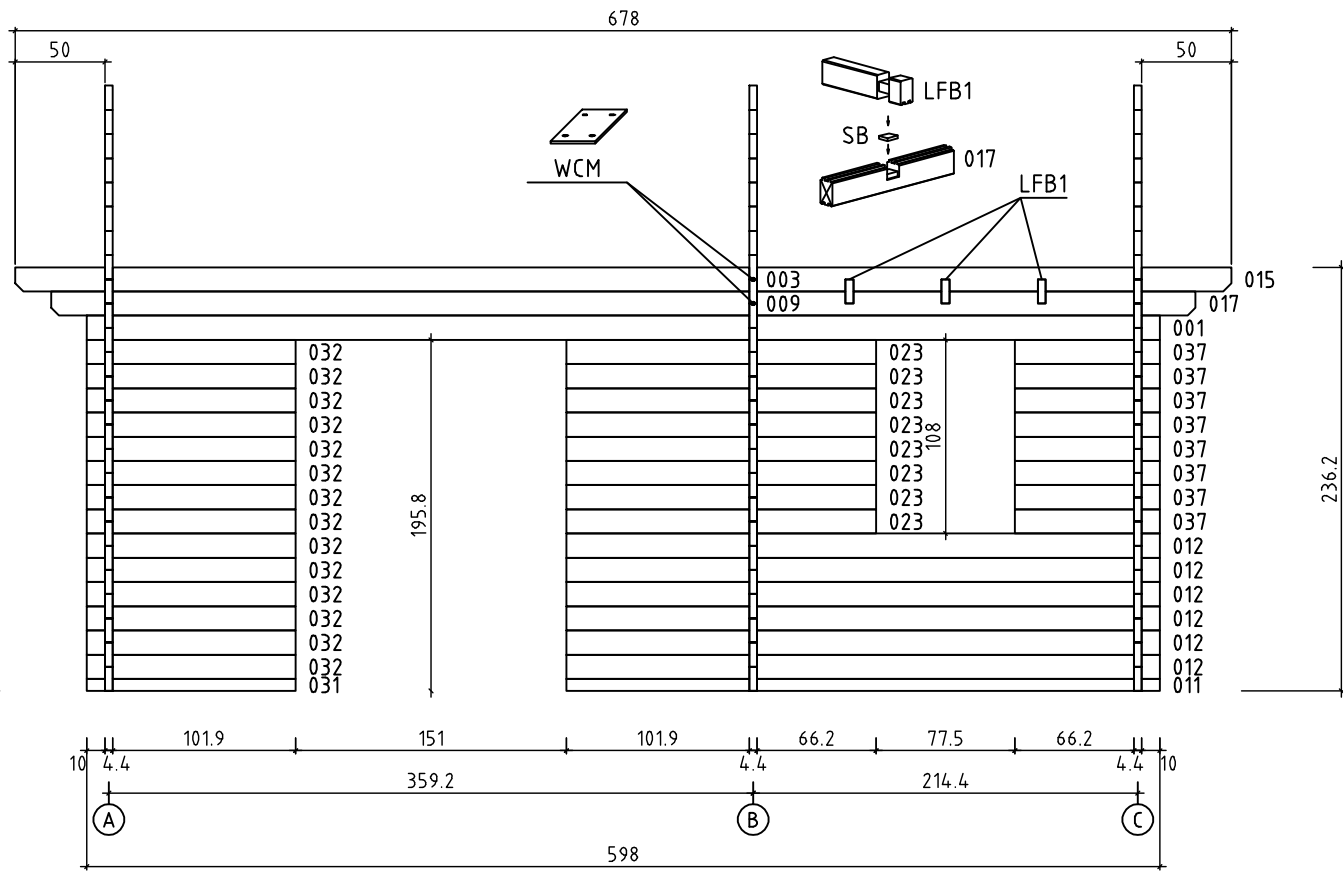
House	Arizona-44 Iso	Sheet	5
Drawing	Wall-Wand-Muur B	Scale	1:35
Material	44x135	Date	14.08.2012
Drawer		File	Arizona-44 Iso.dwg



Date rev. Description

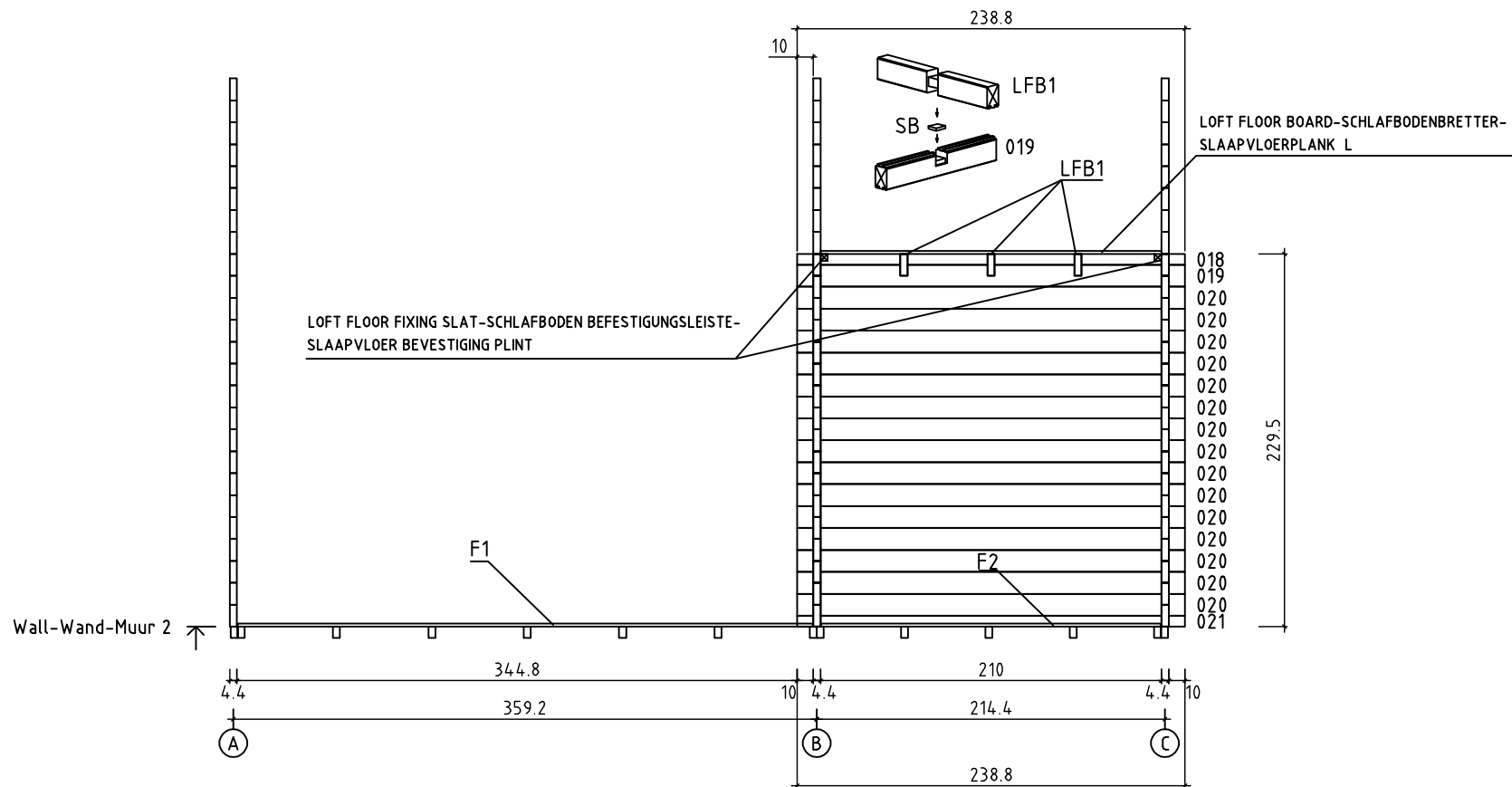
House	Arizona-44 Iso	Sheet	6
Drawing	Wall-Wand-Muur C	Scale	1:35
Material	44x135	Date	14.08.2012
Drawer		File	Arizona-44 Iso.dwg

Wall-Wand-Muur 1 ↗



Date rev. Description

House	Arizona-44 Iso	Sheet	7
Drawing	Wall-Wand-Muur 1	Scale	1:35
Material	44x135	Date	14.08.2012
Drawer		File	Arizona-44 Iso.dwg

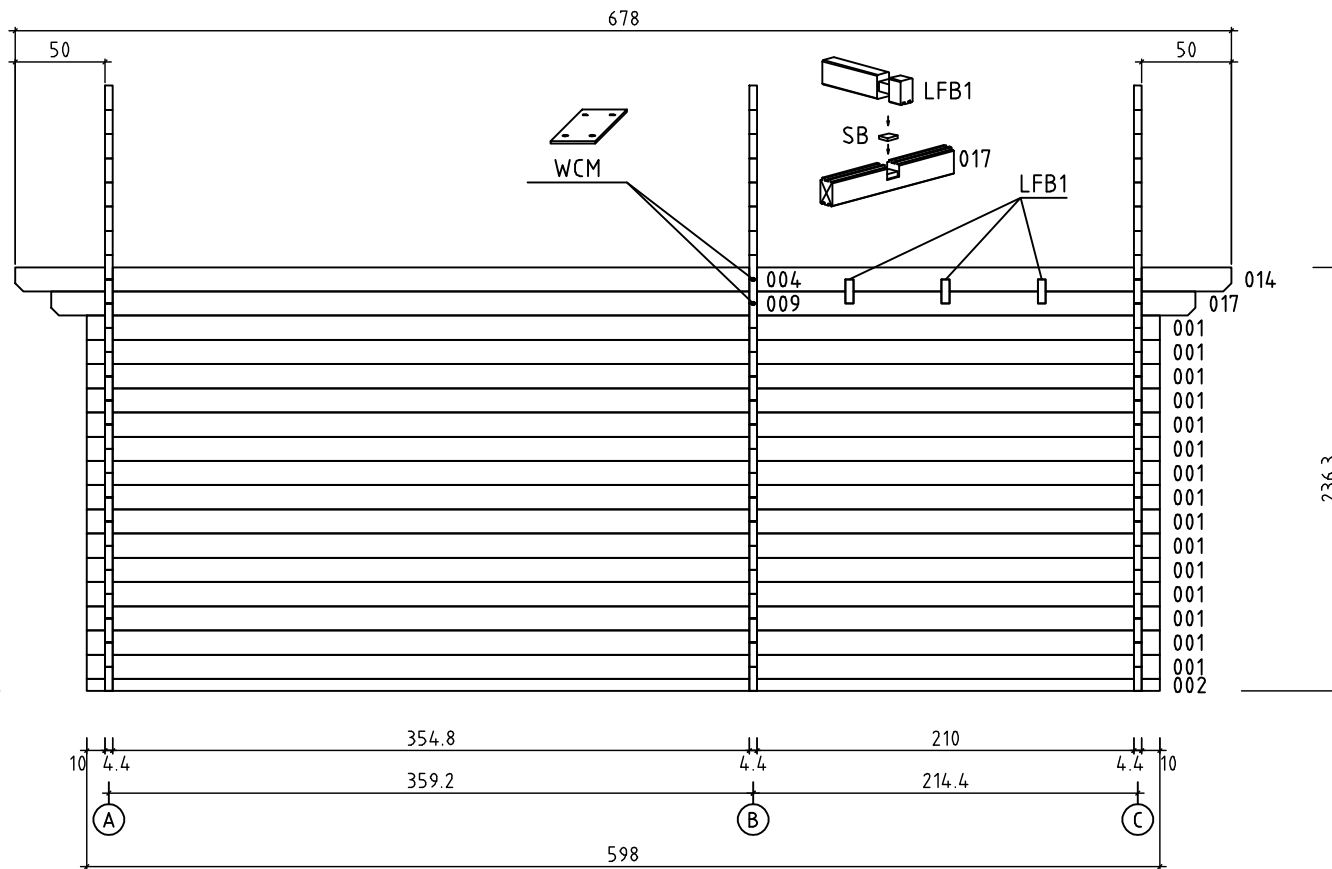


Date rev. Description

House	Arizona-44 Iso	Sheet	8
Drawing	Wall-Wand-Muur 2	Scale	1:35
Material	44x135	Date	14.08.2012
Drawer		File	Arizona-44 Iso.dwg


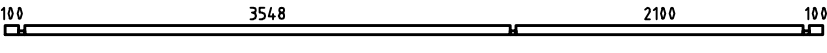
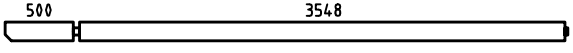
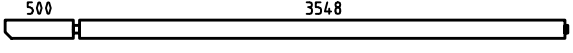













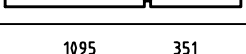




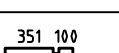

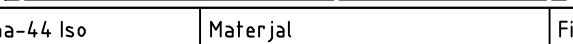


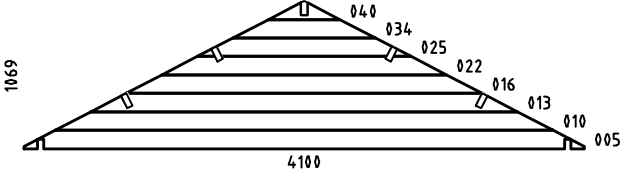
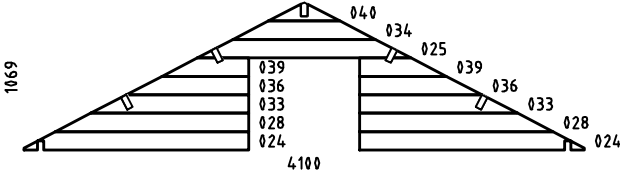
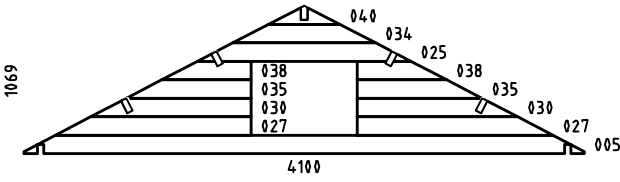





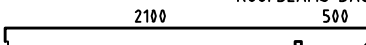
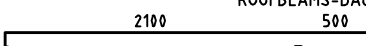






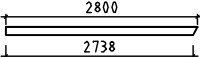


Wall-Wand-Muur 3 ↗























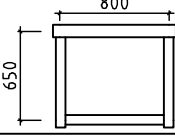


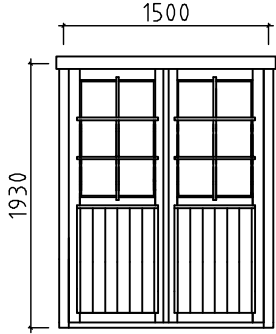
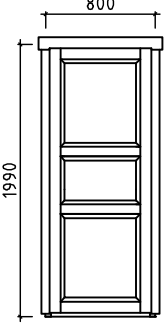
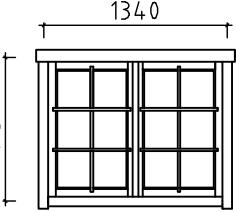
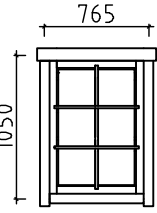
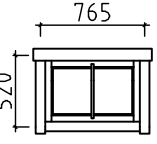
Date rev. Description

House	Arizona-44 Iso	Sheet	9
Drawing	Wall-Wand-Muur 3	Scale	1:35
Material	44x135	Date	14.08.2012
Drawer		File	Arizona-44 Iso.dwg

Pos	Specification-Bestimmung-Omschrijving	Pcs. St.	Profil(e) (mm)	L (mm)		
001		16+1	44x135	5980		
002		1	44x68	5980		
003		1	44x135	4114		
004		1	44x135	4114		
006		18	44x135	4100		
007		1	44x135	4100		
008		9	44x135	4100		
009		2	44x135	3914		
011		1	44x68	3307		
012		6	44x135	3307		
014		1	44x135	2666		
015		1	44x135	2666		
017		2	44x135	2466		
018		1	44x68	2388		
019		1	44x135	2388		
020		15	44x135	2388		
021		1	44x68	2388		
023		8	44x135	1726		
026		15	44x135	1490		
029		16	44x135	1375		
031		1	44x68	1163		
032		14	44x135	1163		
037		8	44x135	806		
041		30	44x135	495		
LFB1	LOFT FLOOR BEAM-SCHLAFBODENBALKEN-SLAAPVLOERBALKEN 	3	44x135	4100		
Kood	Arizona-44 Iso	Materjal	File	Arizona-44 Iso.dwg	Leht	1/4

Pos	Specification-Bestimmung-Omschrijving	Pcs. St.	Profil(e) (mm)	L (mm)
WA-1		1	44x1069	4100
WB-1		1	44x1069	4100
WC-1		1	44x1069	4100
HB	HIT BLOCK-SCHLAGHÖLZER-BLAZENPLANK 	2	44x135	300
FBI2	IMM FLOORBEAMS-FUSSBODENBALKEN-VLOERBALKEN 	2	43x70	5770
FB1	IMM FLOORBEAMS-FUSSBODENBALKEN-VLOERBALKEN 	14	43x70	3804
RB1	ROOFBEAMS-DACHBALKEN-DAKBALK 	4	43x140	4114
RB3	ROOFBEAMS-DACHBALKEN-DAKBALK 	1	43x140	4114
RB2	ROOFBEAMS-DACHBALKEN-DAKBALK 	4	43x140	2666
RB4	ROOFBEAMS-DACHBALKEN-DAKBALK 	1	43x140	2666
F1	FLOORBOARD-FUSSBODENBRETT-VLOERPLANK  or-oder-of	34+1 44+1	114x19 88x19	3540 3540
F2	FLOORBOARD-FUSSBODENBRETT-VLOERPLANK  or-oder-of	34 44	114x19 88x19	2090 2090
L	LOFT FLOOR BOARD-SCHLAFBODENBRETT -SLAAPVLOERPLANK  or-oder-of	34 44	114x19 88x19	2090 2090
R	ROOFBOARD-DACHBRETT-DAKPLANK  or-oder-of	120+1 156+1	114x19 88x19	2760 2760
FF	FLOOR FILLET-FUSSBODENLEISTE-VLOERPLINT 		19x35	43m
SSS	SIDEWALL SKIRTING SLAT-SEITENWAND ABDECKLEISTE -ZIJWAND AFDEKLIJST 	2 2 4	19x70	3548 2100 500
GB	GABLE BOARD-GIEBELBLLENDE-GEVELPLANK 	4	19x120	2800
EB	EAVE BOARD-TRAUFBRETT-AFDEKPLANK 	4	19x120	3390
ES	EAVE SLAT-TRAUFNLEISTE-AFDEKLIJST 	4	30x40	3390
Kood	Arizona-44 Iso	Materjal	File Arizona-44 Iso.dwg	Leht 2/4

Pos	Specification-Bestimmung-Omschrijving	Pcs. St.	Profil(e) (mm)	L (mm)		
RFF	ROOF FELT FILLET-GIEBELLEISTE-GEVELLIJST 	4	19x70	2800		
D	DIAMOND-RAUTE-DIAMANT 	2	19x90	200		
SS	STORM SLAT-STURMLEISTE-STORMLIJST 	4	19x35	2300		
LFS1	LOFT FLOOR FIXING SLAT-SCHLAFBODEN BEVESTIGUNGSLEISTE-	2	43x43	2256		
LFS2	SLAAPVLOER BEVESTIGING PLINT	2	43x43	1512		
SB	LOFT FLOOR BEAMS SUPPORTING BOARD-SCHLAFBODENBALKEN STÜTZUNGLEISTE-SLAAPVLOERBALKEN ONDERSTEUNENPLINT 	9	15x30	30		
	NAILS-NAGEL-NAGEL 	1300	Ø2.5	60		
	SCREWS-SCHRAUBEN-SCHROEF (FOR-FÜR-VOOR STORM SLAT-STURMLEISTE-STORMLIJST) 	12	Ø6	50		
	WASHER-SCHEIBE-SCHIJF (FOR-FÜR-VOOR STORM SLAT-STURMLEISTE-STORMLIJST) 	12	Ø6			
	WINDOW HANDLE-FENSTERGRIFF-RAAMGREEP 	4				
	BOLT FOR WINDOW HANDLE FITTINGS-BOLZEN FÜR FENSTERGRIFF BESCHLAG DE BOUT VOOR RAAMGREEP 	8				
	DOUBLEDOR FRAME SET-RAHMEN FÜR DOPPELTÜR -KOJINEN VOOR DUBBELE DEUR 	1				
	DOUBLEDOR CROSSES-DOPPELTÜR SPROSSEN-DUBBELE DEUR KRUISEN 	2				
	DOUBLE WINDOW CROSSES-DOPPELFENSTERSPROSSEN - DUBBELE VENSTER KRUISEN 	2				
	WINDOW CROSSES-FENSTERSPROSSEN-VENSTER KRUISEN 	1				
	WINDOW CROSSES-FENSTERSPROSSEN-VENSTER KRUISEN 	1				
	DOOR LOCK COVERS-SCHLOSSBLENDEN-DEURSLOT DEKKEN 	2				
	BOLT HINGE FOR DOOR-TÜRSCHARNIERE-DEURSCHARNIEREN 	6				
	DOOR HANDLE-TÜRGRIF-DEURHENDEL 	3				
	STAIRS-TREPPE-TRAP 	1	490	2540		
	CYLINDER LOCK-ZYLINDERSCHLOSS-CILINDERSLOT 	3				
RCM	ROOFBEAMS CONNECTING METAL/DACHBALKEN BEVESTIGUNGSMETALLE DAKBALKEN POOLING METALEN 	5				
WCM	WALLBEAMS CONNECTING METAL-WANDBOHLEN BEVESTIGUNG METALLE MUURBALKEN POOLING METALEN 	4	25	30		
	VENTILATIONGRILLE-VENTILATIONSGITTER-VENTILATIEROOSTER 	8				
	 FRAME AROUND LOFT ENTRANCE ZARGEN UM SCHLAFBODEN EINGANG FRAME ROND SLAAPVLOER ENTREE	1	800	650		
Kood	Arizona-44 Iso	Materjal	File	Arizona-44 Iso.dwg	Leht	3/4

Pos	Specification-Bestimmung-Omschrijving	Pcs. St.	Profil(e) (mm)	L (mm)
	<p>DOUBLED00R-DOPPELTÜR-DUBBELE DEUR 1500x1930 1pc-st-st (right-rechts-rechts)</p>  <p style="text-align: center;">1500</p> <p style="text-align: center;">1930</p> <p style="text-align: center;">AST_ISO_PL</p>	1	1500	1930
	<p>INSIDE DOOR 800x1990 2pcs-st-st (1left-links-links; 1right-rechts-rechts)</p>  <p style="text-align: center;">800</p> <p style="text-align: center;">1990</p> <p style="text-align: center;">AST_SU</p>	2	800	1990
	<p>DOUBLE WINDOW-DOPPELFENSTER-DUBBELE VENSTER 1340x1050 1pc-st-st</p>  <p style="text-align: center;">1340</p> <p style="text-align: center;">1050</p> <p style="text-align: center;">AST_ISO_KP</p>	1	1340	1050
	<p>WINDOW-FENSTER-VENSTER 765x1050 1pc-st-st (left-links-links)</p>  <p style="text-align: center;">765</p> <p style="text-align: center;">1050</p> <p style="text-align: center;">AST_ISO_KP</p>	1	765	1050
	<p>WINDOW-FENSTER-VENSTER 765x520 1pc-st-st (right hand-rechts-rechts)</p>  <p style="text-align: center;">765</p> <p style="text-align: center;">520</p> <p style="text-align: center;">AST_ISO_KP</p>	1	765	520
Kood	Arizona-44 Iso	Materjal	File Arizona-44 Iso.dwg	Leht 4/4