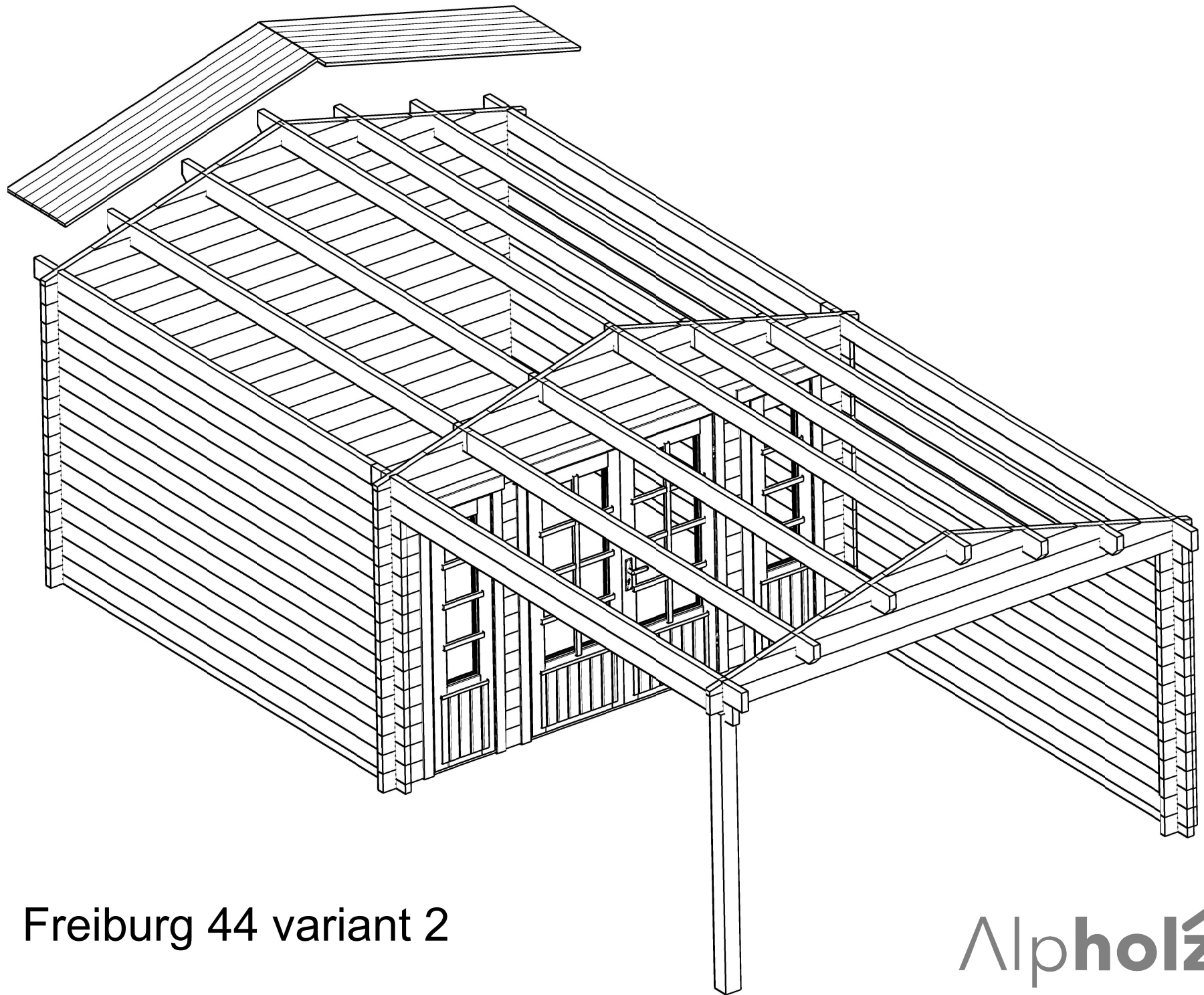




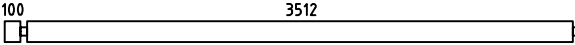

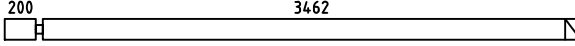

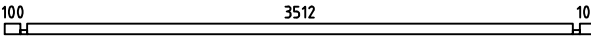
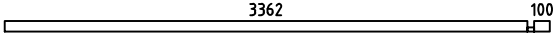





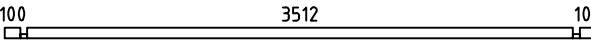
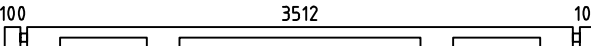
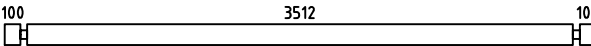
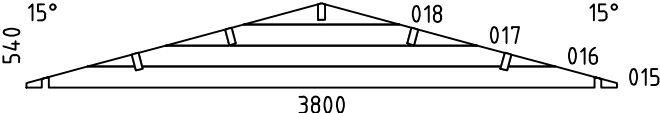
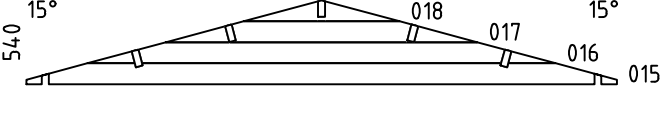


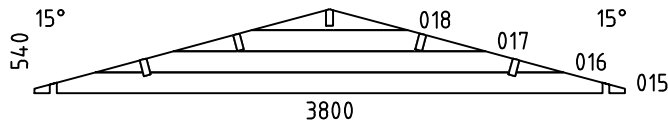

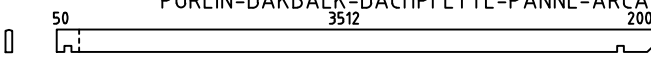
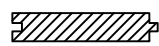

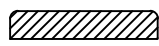
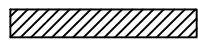






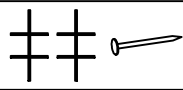



Freiburg 44

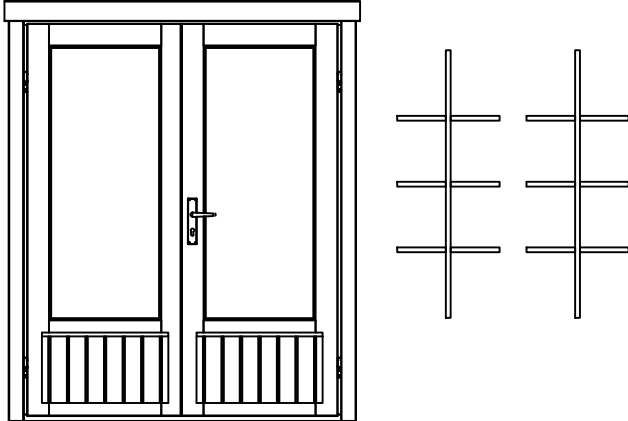
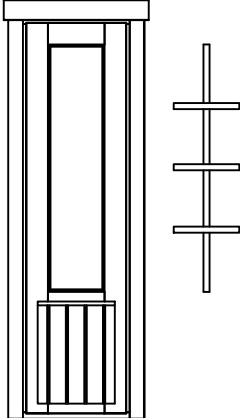




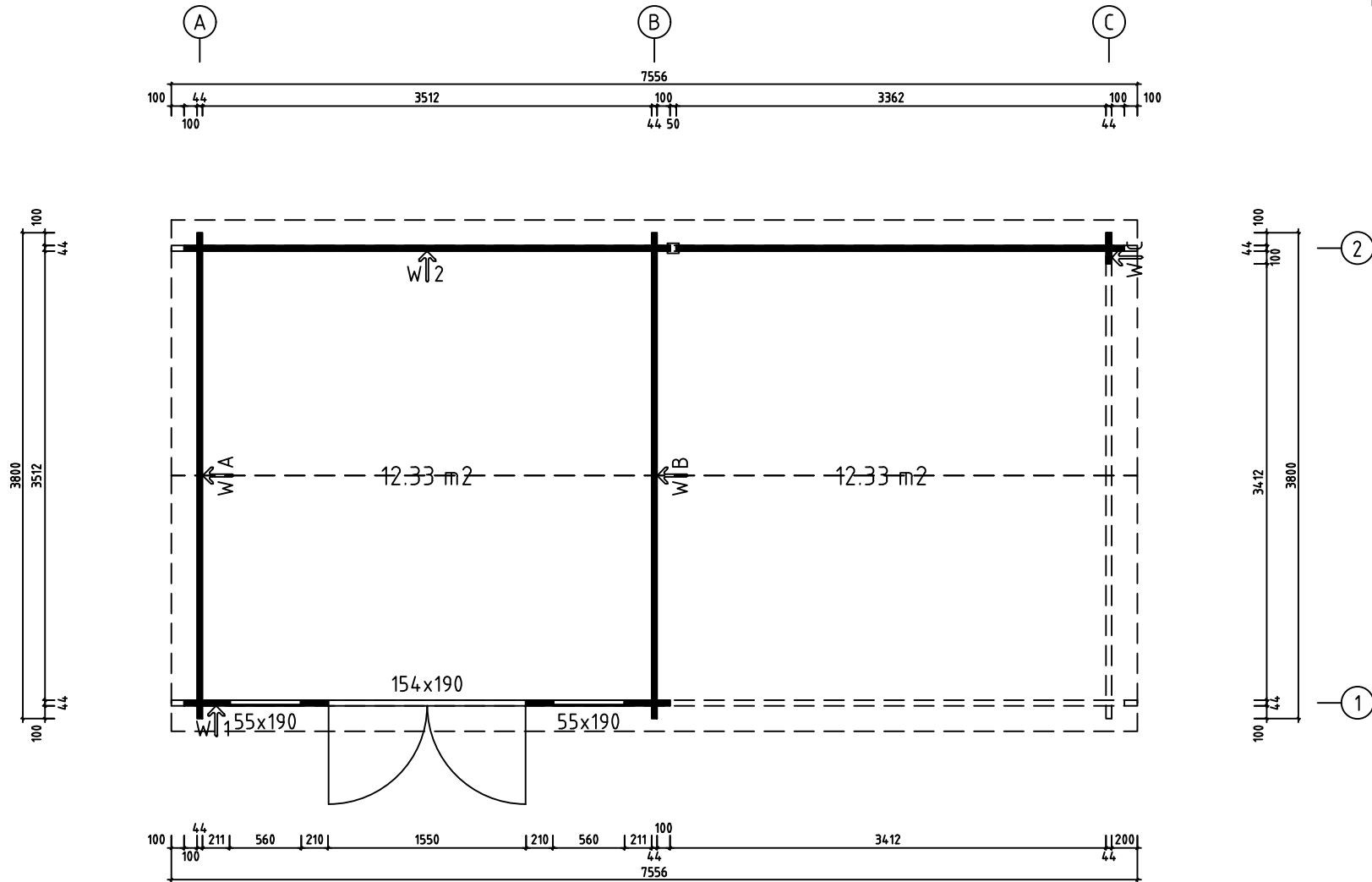
Freiburg 44 variant 2


Pos	Specification-Spezifikation-Specificatie-Nomenclature-Elementi-Especificacion Freiburg 44	Qty	Profile (mm)	Lenght (mm)
001		2	44x68	355
002		2	44x68	210
003		28	44x135	355
004		28	44x135	210
005		1	44x135	3678
006		1	44x135	3678
007		1	44x135	3706
008		1	44x135	3950
009		1	44x68	3800
010		1	44x68	3506
011		48	44x135	3800
012		15	44x135	3506
013		1	44x135	3706
014		1	44x135	3950
019		15	44x135	244
Variant2		1	44x68	3800
Variant2		1	44x135	3800
EXTRA1		1	44x135	3800
WA-1		1		
WB-1		1		
Model Freiburg 44		Material		Page 1/3

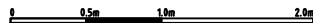
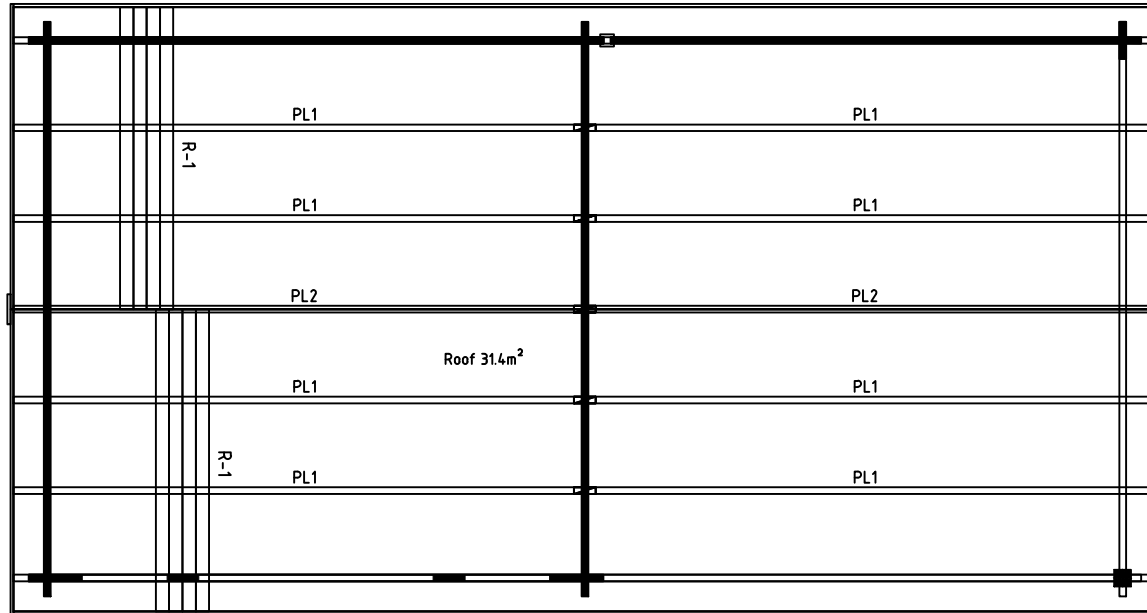
Pos	Specification-Spezifikation-Specificatie-Nomenclature-Elementi-Especificacion Freiburg 44	Qty	Profile (mm)	Lenght (mm)
WC-1		1		
PL1	PURLIN-DAKBALK-DACHPFETTE-PANNE-ARCARECCIO-CORREA 	8	44x144	3850
PL2	PURLIN-DAKBALK-DACHPFETTE-PANNE-ARCARECCIO-CORREA 	2	44x144	3850
R-1	Roof board-Dachbrett-Dakplank-Volige-Tavola tetto-Tabla de tejado 	172+1 133+1	88x18 114x18	2070
	-POST 11x11 	1	110x110	2000
GB-1	Gable board 95-Giebelblende-Gevelplank-Planche de rive-Tavola di bordo-Tabla de borde 	4	18x95	3778
GB-1	Gable board 120-Giebelblende-Gevelplank-Planche de rive-Tavola di bordo-Tabla de borde 	4	18x120	2110
	H Profile-H Profil- H Profiel S 	1		2160
RL-1	Roofing lath 3000-Giebelleiste-Gevellijst-Latte de rive-Listello di bordo-Listones de borde 	9	18x40	27 rmt
SS-1	Storm slat kit-Sturmleiste satz-Stormanker set-Kit de latte anti tempête-Kit listello di tempesta-Kit liston anti tormenta 	4	18x40	2000
SB1	Steel bar-Stahlstange-Stalen staaf-Barre d'acier-Barra di acciaio-Barra acero 	1	14	230
	Adjustable foot kit-Pfostenträger-Paalhouder-Pied de poteau-Portapilastrri-Base para poste 	1		
D	Diamond 	2		
	Double door kit ISO-Doppeltür satz-Dubbele deur set-Kit double porte-Kit porta-Kit para puerta 	1	4xØ5x70 2xØ3x25 4xØ5x90	
	Nail 1.6x30-Nagel-Spijker-Clou-Chiodo-Clavo 	25	1.6x30	
	Nail 1.8x40-Nagel-Spijker-Clou-Chiodo-Clavo 	780	1.8x40	
S4x60	Screw 4x60-Schraube-Schroef-Vis-Vite-Tornillo 	70	4x60	
	Ventilation panel kit-Außengitter-Schoepenrooster-Panneau de ventilation-Griglia di ventilazione-Rejilla de ventilacion 	1		
Model	Freiburg 44	Material	Page	2/3


Pos	Specification-Spezifikation-Specificatie-Nomenclature-Elementi-Especificacion Freiburg 44	Qty	Profile (mm)	Lenght (mm)
	<p style="text-align: center;">DOOR 1540x1900 DD08-8L F 1540x1900-44 ISO</p> 	1		
	<p style="text-align: center;">WINDOW 550x1900 W08LU F 550x1900-44 ISO</p> 	2		
Model	Freiburg 44	Material	Page	3/3

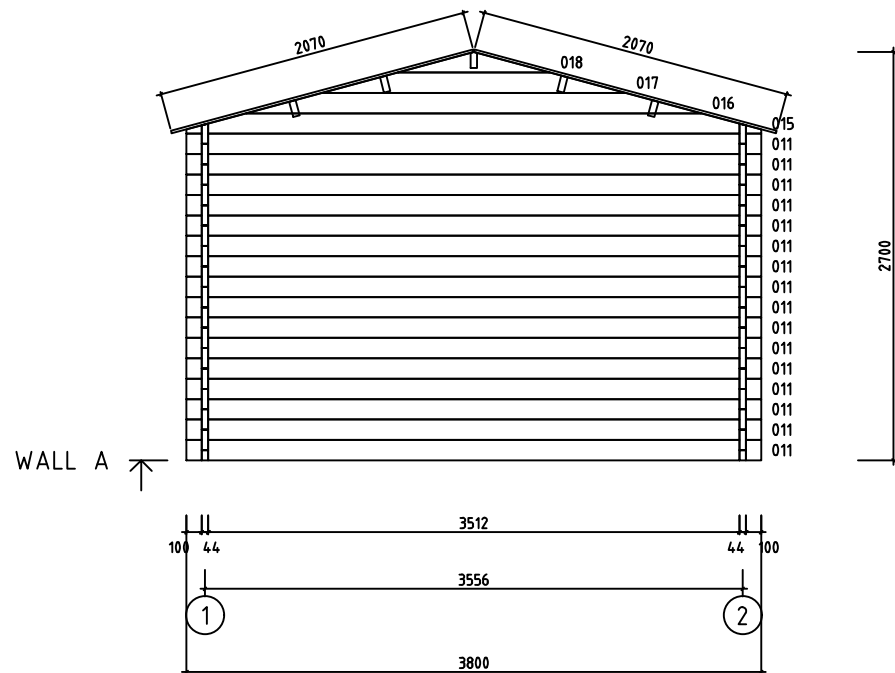
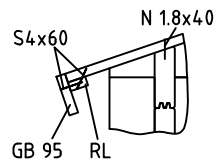
H = 1.650 m
 TOTAL: 24.67 m²




Model	Freiburg 44		Drawing	PLAN		Page
	Drawn by	R.T	Material	44x135		Scale
	Date	28.08.2024	File	Freiburg 44 (1).dwg		

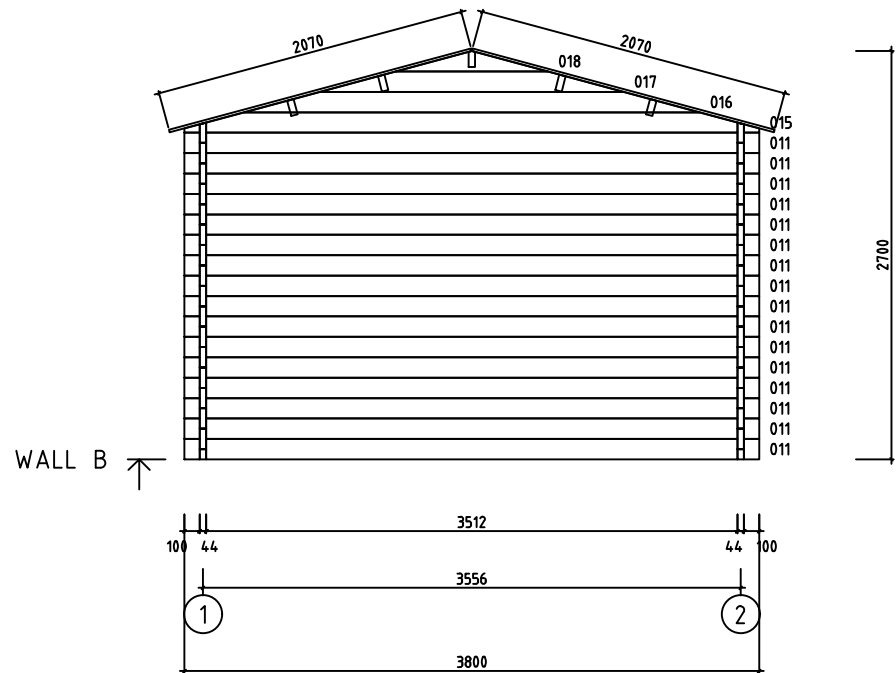


Model	Freiburg 44	Drawing	ROOF	Page	
	Drawn by	R.T	Material	44x135	
	Date	28.08.2024	File	Freiburg 44 (1).dwg	
				Scale	1:50



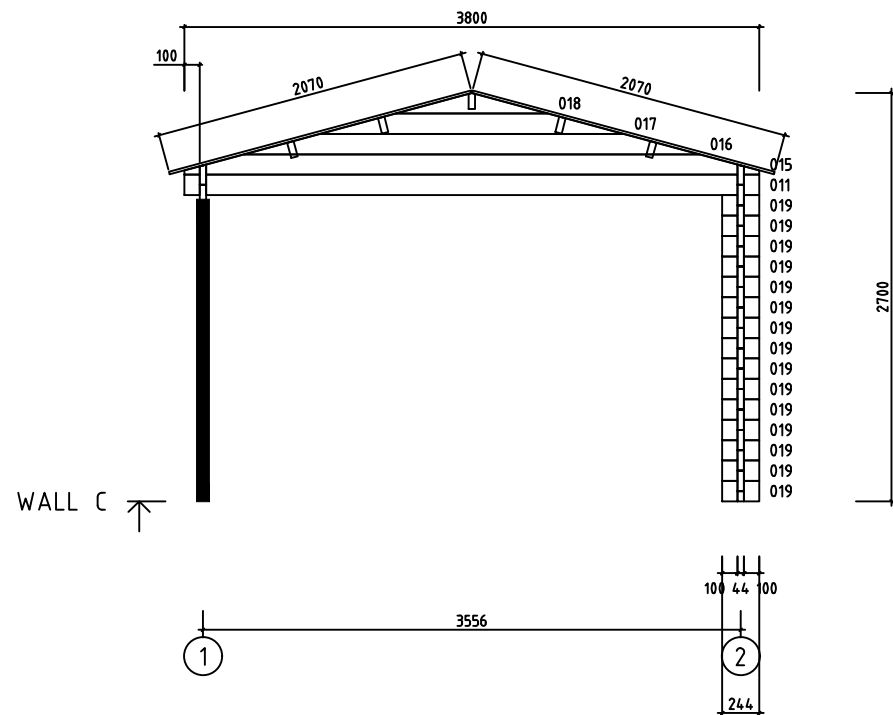
0 0.5m 1.0m 2.0m

Model	Freiburg 44	Drawing	WALL A	Page	2	
	Drawn by	R.T	Material	4.4x13.5	Scale	1:50
	Date	28.08.2024	File	Freiburg 44 (1).dwg		




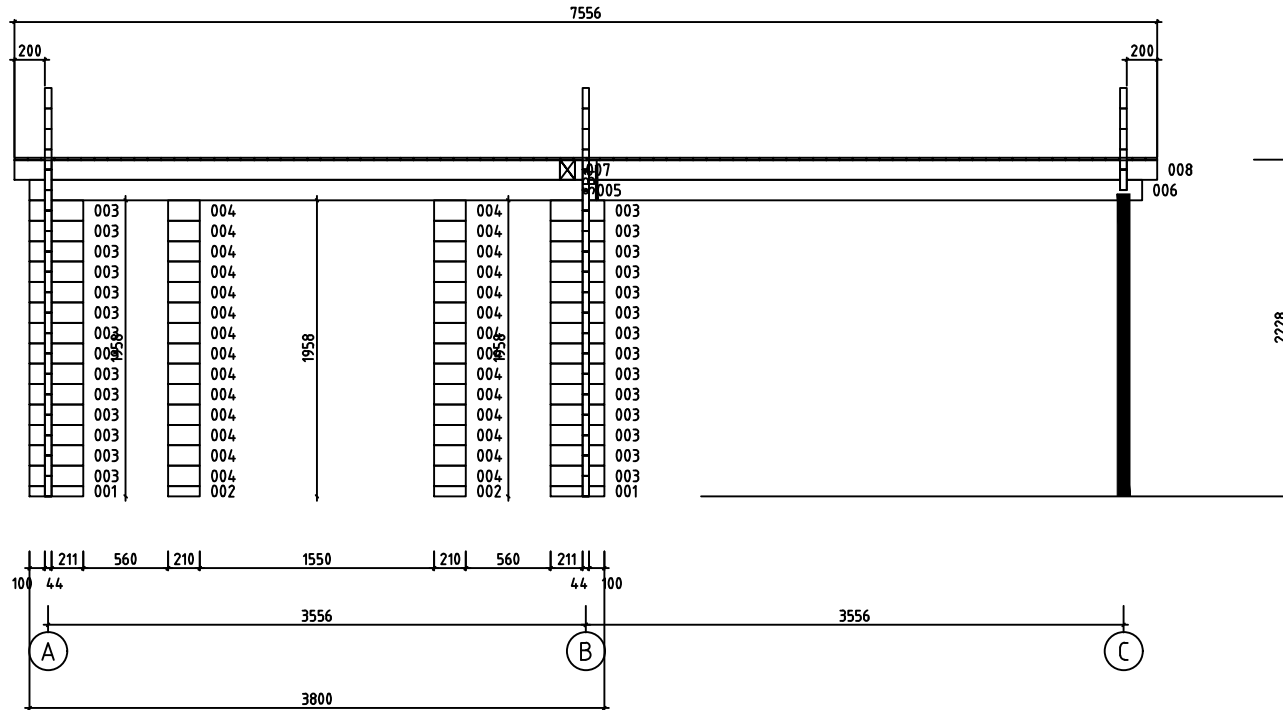
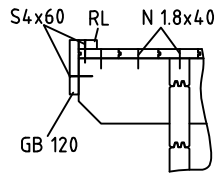
0 0.5m 1.0m 2.0m

Model	Freiburg 44		Drawing	WALL B		Page	3	
			Drawn by	R.T		Material	4.4x13.5	
			Date	28.08.2024		File	Freiburg 44 (1).dwg	




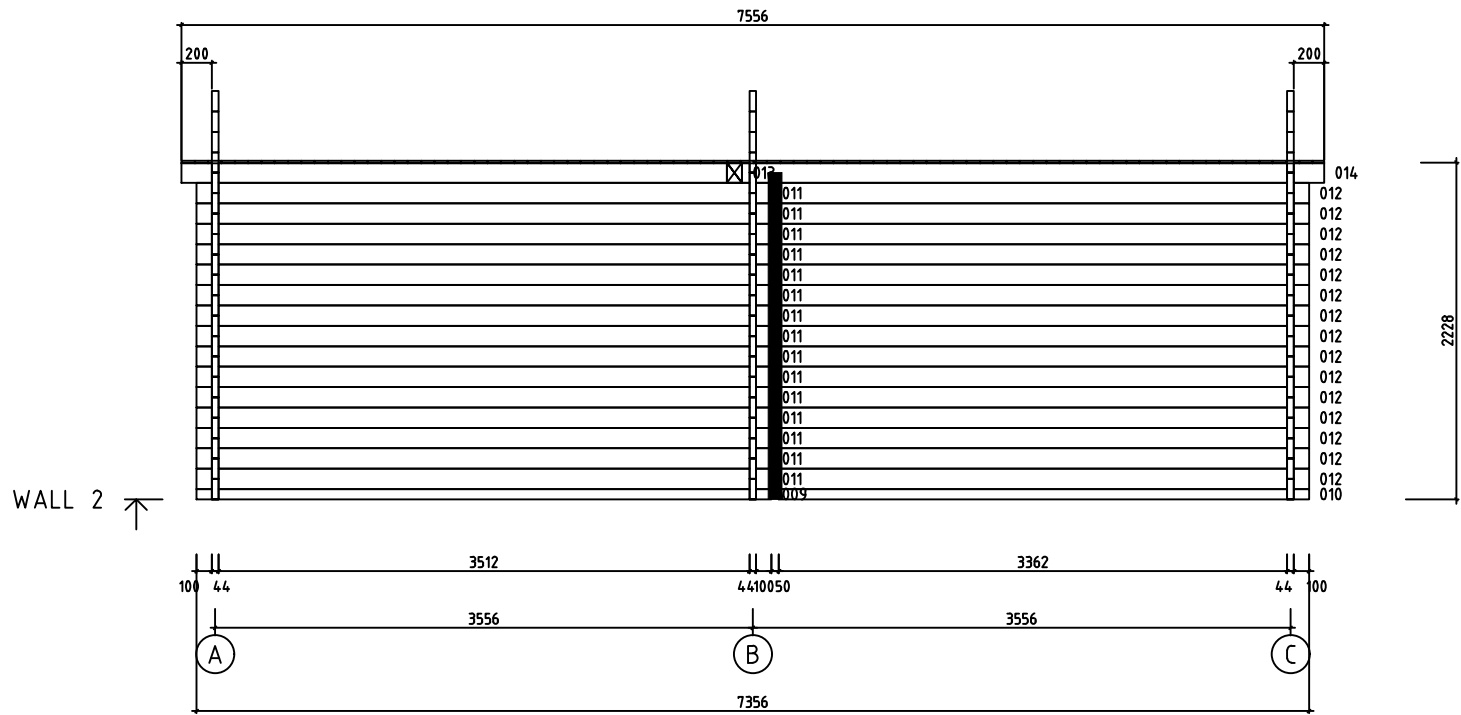
0 0.5m 1.0m 2.0m


Model	Freiburg 44	Drawing	WALL C	Page	4	
	Drawn by	R.T	Material	4.4x13.5	Scale	1:50
	Date	28.08.2024	File	Freiburg 44 (1).dwg		

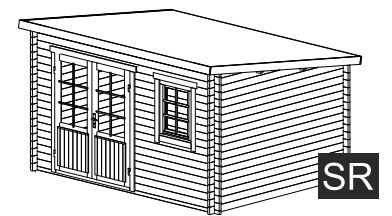
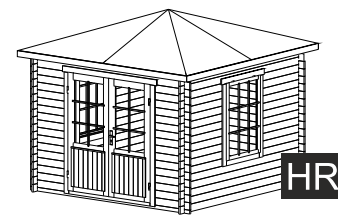
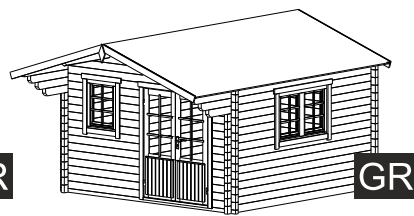
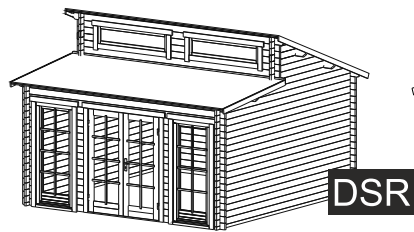
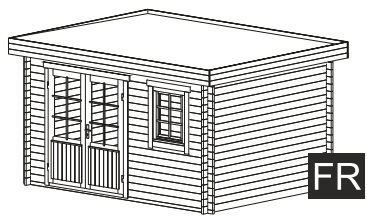


WALL 1 ↑

Model Freiburg 44		Drawing WALL 1		Page 5	
		Drawn by R.T	Material 4.4x13.5	Scale 1:50	
		Date 28.08.2024	File Freiburg 44 (1).dwg		



Model	Freiburg 44	Drawing	WALL 2	Page	6	
	Drawn by	R.T	Material	4.4x13.5	Scale	1:50
	Date	28.08.2024	File	Freiburg 44 (1).dwg		



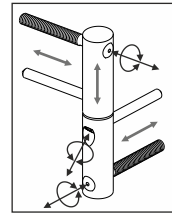
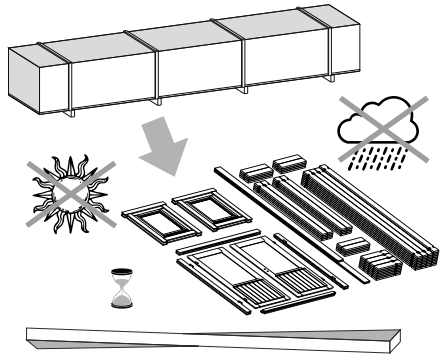
FR

DSR

GR

HR

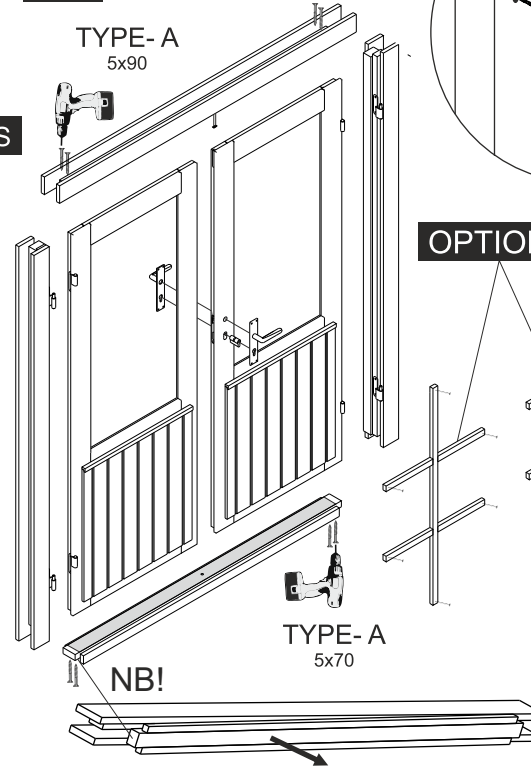
SR



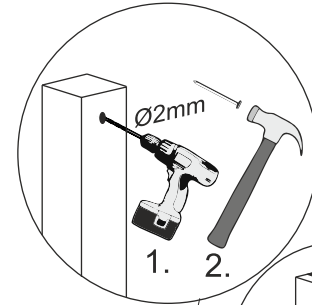
ADJUSTABLE HINGES

3.

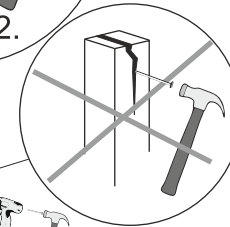
TYPE-A
5x90



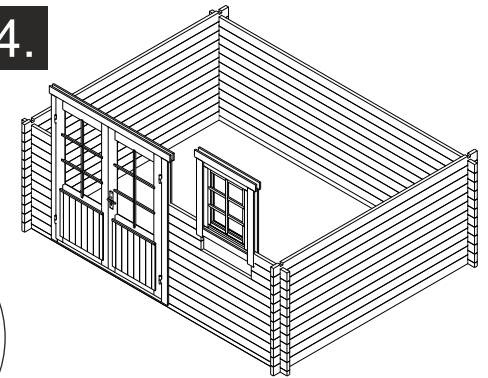
OPTIONS



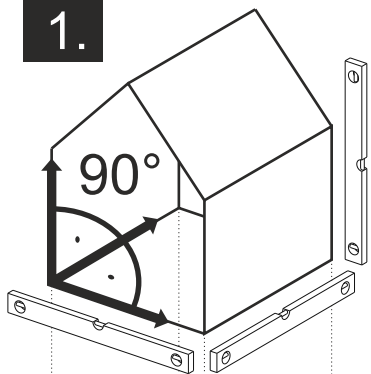
1. 2.



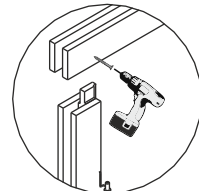
4.



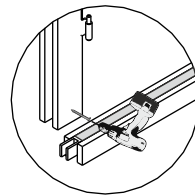
1.



90°

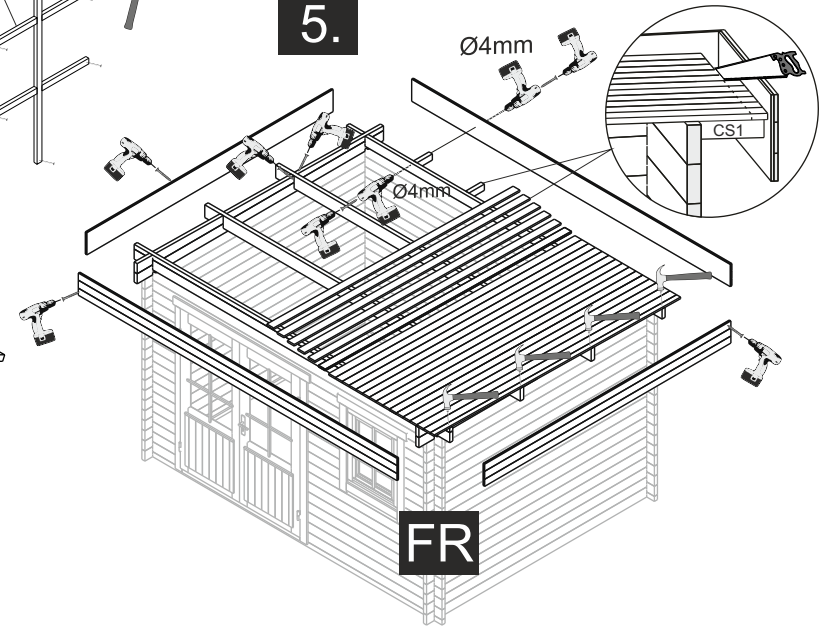


TYPE-B
4x60



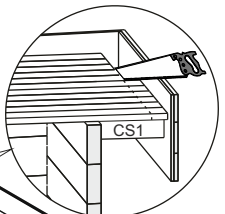
5.

OPTIONS



Ø4mm

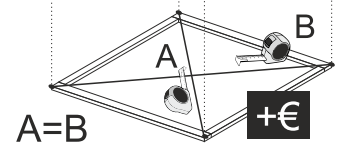
Ø4mm



CS1

NB!

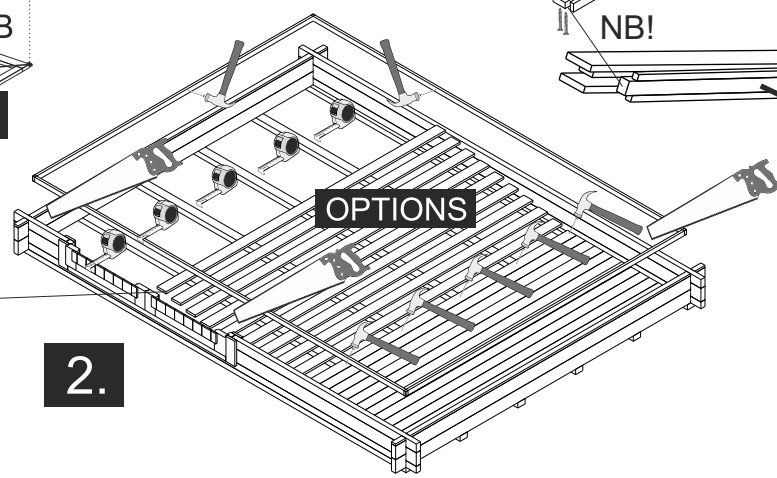
TYPE-A
5x70



A=B

+€

2.

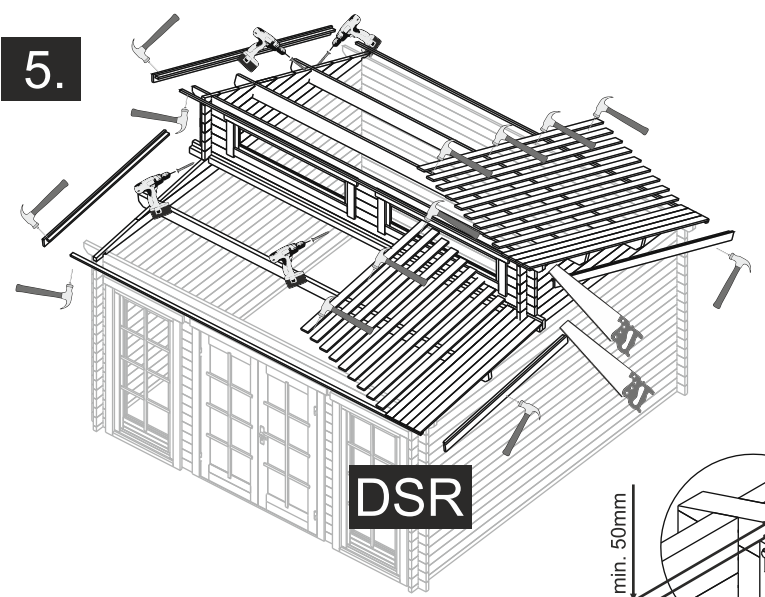


OPTIONS

FR

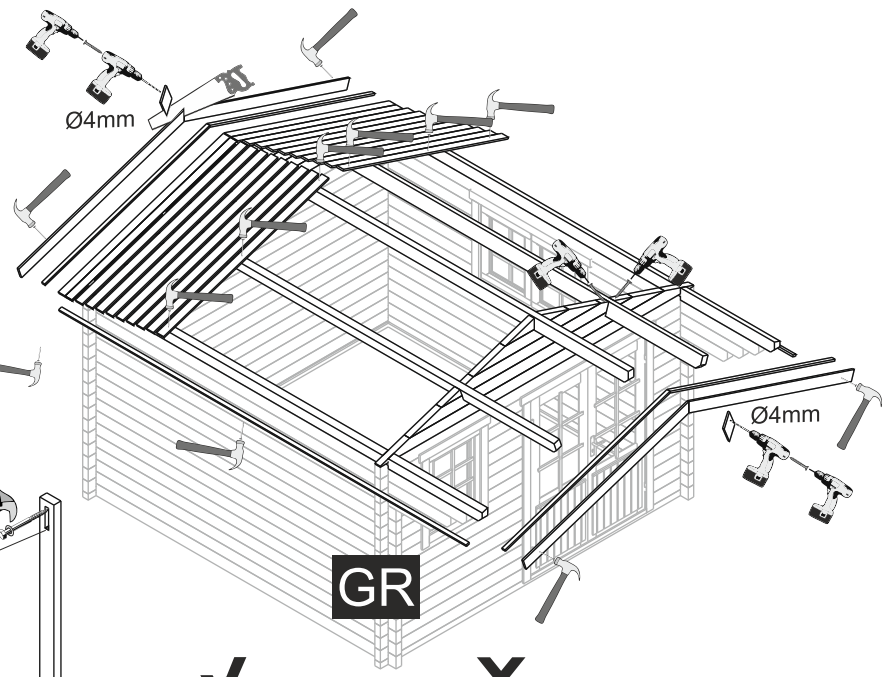
The guide is illustrative. This guide is not project specification.
Der Leitfaden ist illustrativ. Dieser Leitfaden ist keine Projektspezifikation.
De gids is illustratief. Deze gids is geen projectspecificatie.

5.



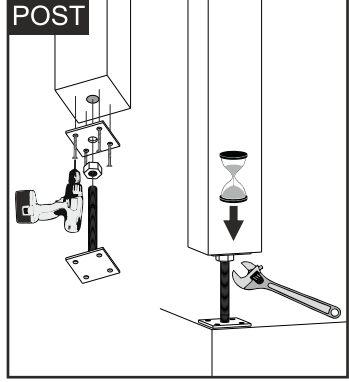
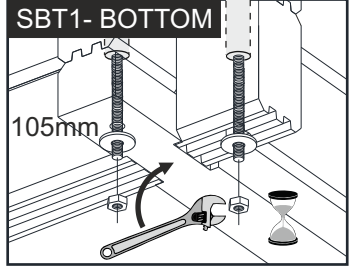
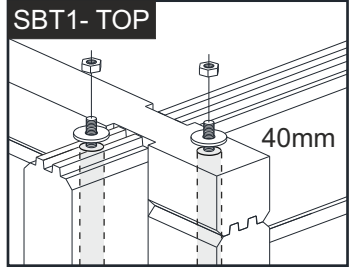
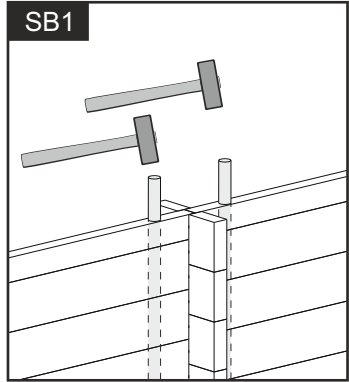
DSR

5.

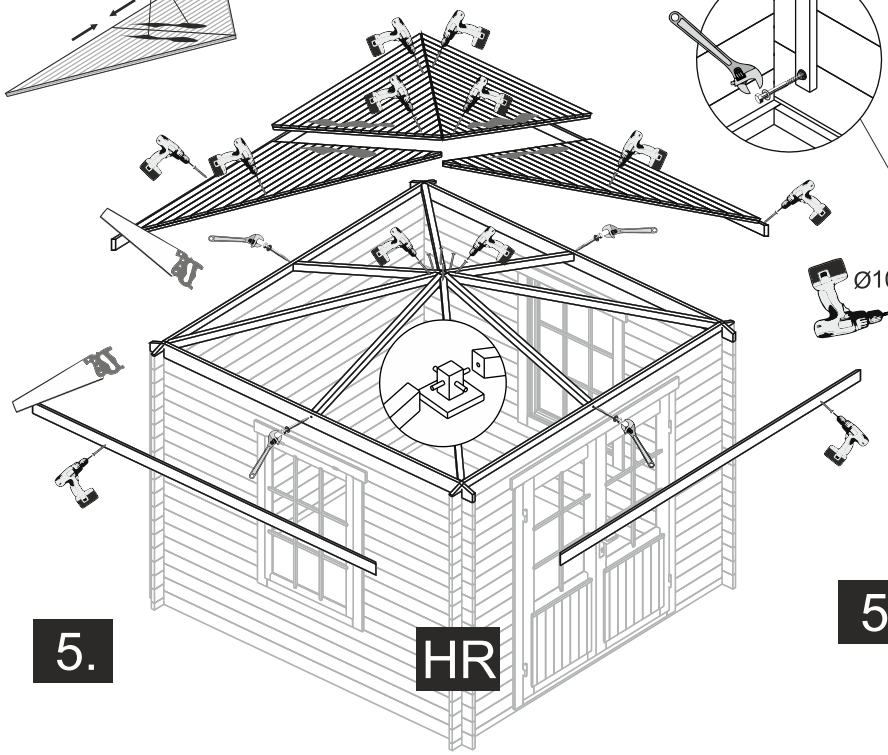


GR

OPTIONS

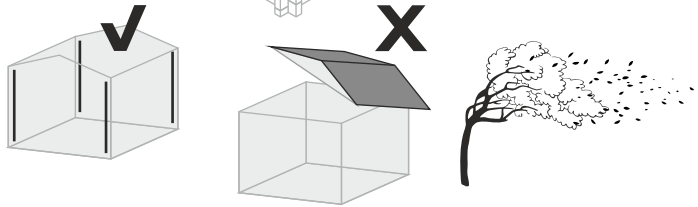
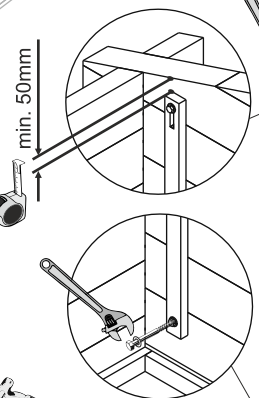


NB!



HR

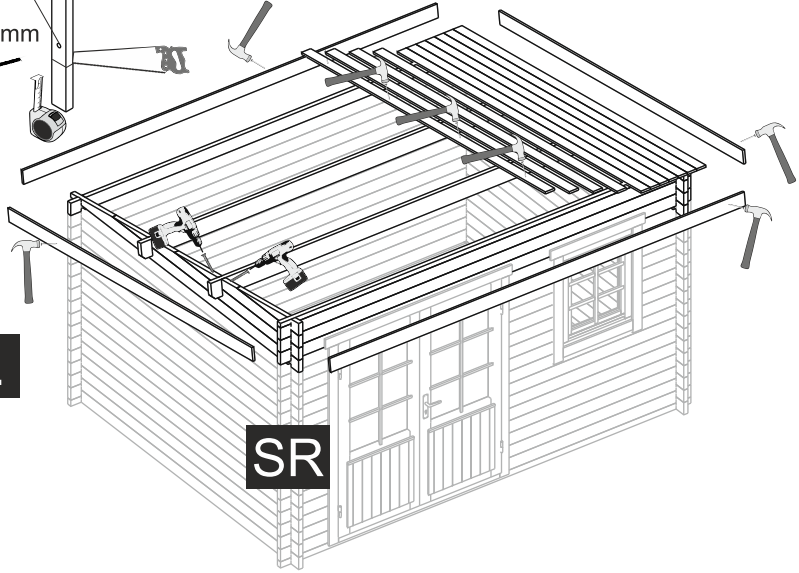
5.



OPTIONS-STORM BRACES

Ø10mm

5.



SR