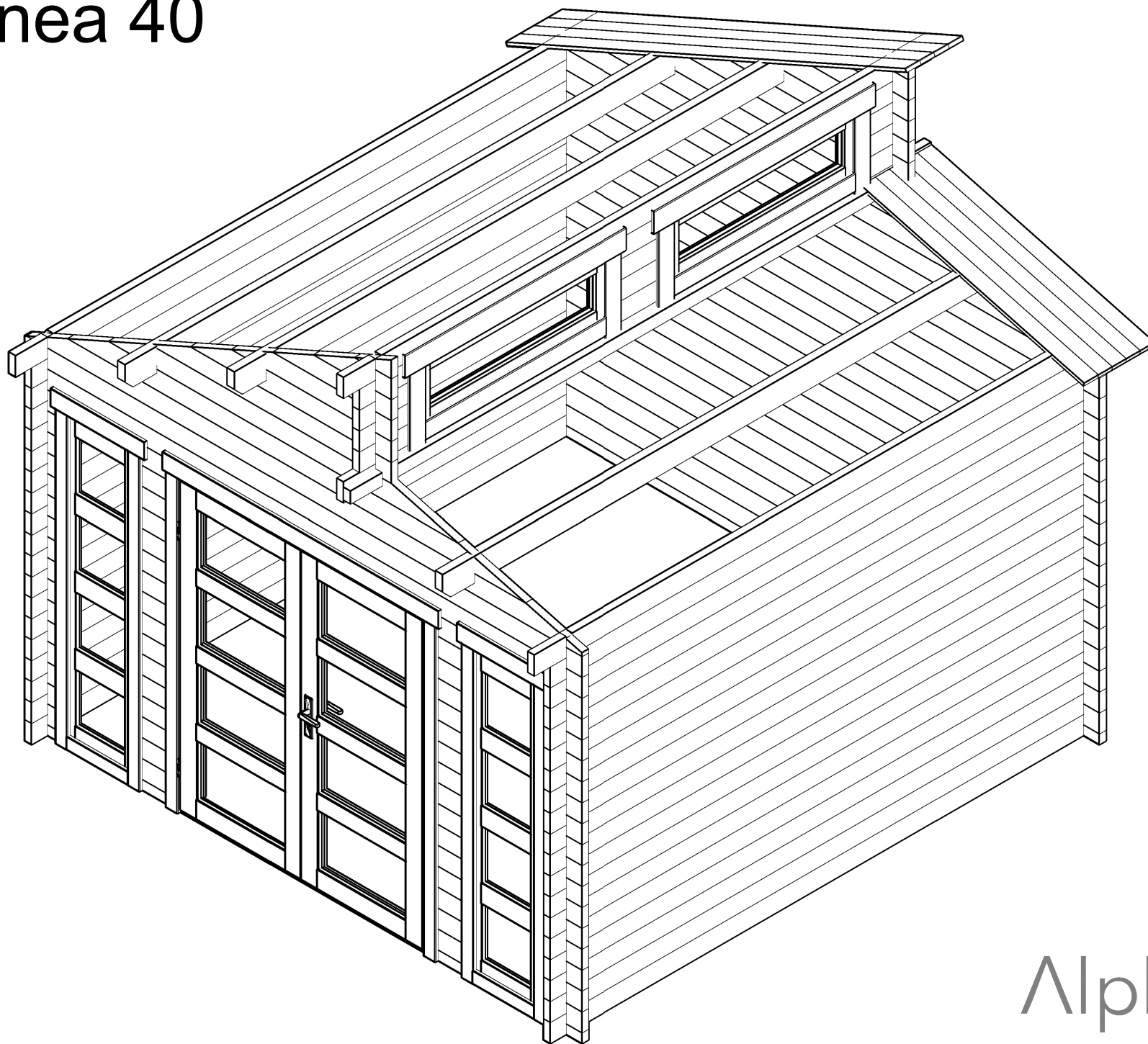




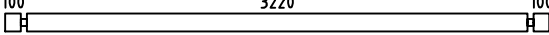
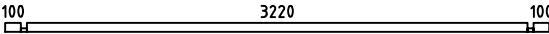
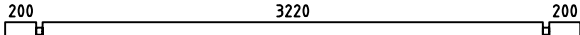
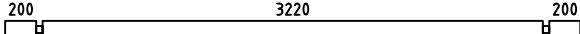
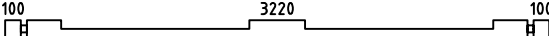



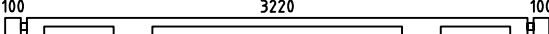
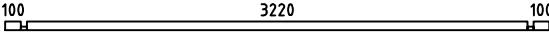
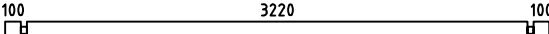
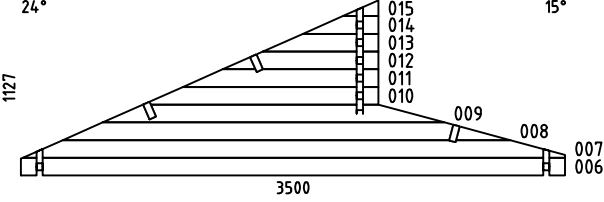
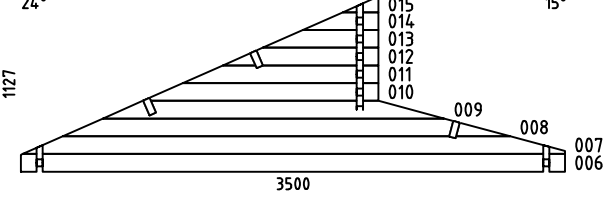


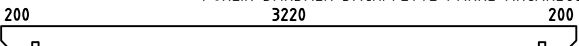
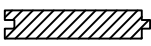
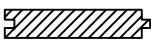
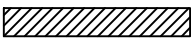


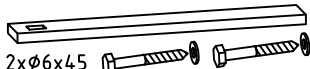





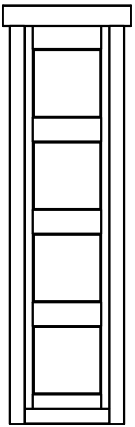


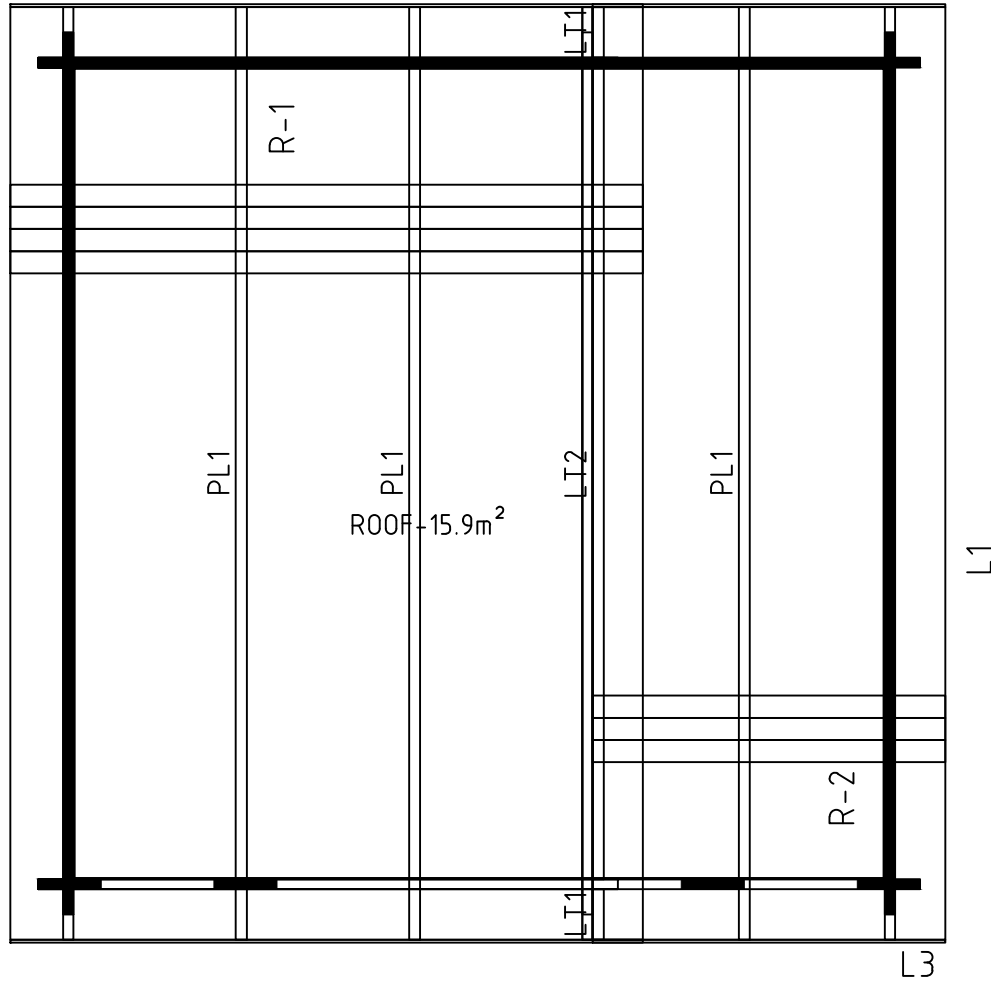
# Vinea 40




Pos	Specification-Spezifikation-Specificatie-Nomenclature-Elementi-Especificacion Vinea 40	Qty	Profile (mm)	Lenght (mm)
001		2	40x57	250
002		2	40x57	250
003		32	40x114	250
004		32	40x114	250
005		54	40x114	3500
016		1	40x57	3500
017		2	40x114	3700
018		1	40x114	3700
019		1	40x114	3500
020		6	40x114	360
021		3	40x114	360
022		1	40x114	3700
EXTRA FOR TURNING ROOF		1	40x114	3500
EXTRA FOR TURNING ROOF		1	40x57	3500
EXTRA		1	40x114	3500
W1-1		1		
W2-1		1		
LT2	CEILING BEAM-DECKENBALKEN-PLAFOND BEAM 	1	44x70	3220
LT1	CEILING BEAM-DECKENBALKEN-PLAFOND BEAM 	2	44x70	200
Kood	Vinea 40	Materjal	File Vinea 40.dwg	Leht 1/3

Pos	Specification-Spezifikation-Specificatie-Nomenclature-Elementi-Especificacion Vinea 40	Qty	Profile (mm)	Lenght (mm)
PL1	 PURLIN-DAKBALK-DACHPFETTE-PANNE-ARCARECCIO-CORREA	3	44x144	3700
R-1	Roof board-Dachbrett-Dakplank-Volige-Tavola tetto-Tabla de tejado 	43+1 33+1	88x18 114x18	2750
R-2	Roof board-Dachbrett-Dakplank-Volige-Tavola tetto-Tabla de tejado 	43 33	88x18 114x18	1450
GB-1	Gable board 120-Giebelblende-Gevelplank-Planche de rive-Tavola di bordo-Tabla de borde 	2	18x120	1470
GB-2	Gable board 120-Giebelblende-Gevelplank-Planche de rive-Tavola di bordo-Tabla de borde 	2	18x120	2790
RL-1	Roofing lath 3000-Giebelleiste-Gevellijst-Latte de rive-Listello di bordo-Listones de borde 	7	18x40	21rmt.
SS-1	Storm stat kit-Sturmleiste satz-Stormanker set-Kit de latte anti tempête-Kit listello di tempesta-Kit liston anti tormenta 	4	18x40	2000
	Double door kit-Doppeltür satz-Dubbele deur set-Kit double porte-Kit porta-Kit para puerta 	1		
	Nail 1.8x40-Nagel-Spijker-Clou-Chiodo-Clavo 	330	1.8x40	
S5x90	Screw 5x90-Schraube-Schroef-Vis-Vite-Tornillo 	10	5x90	
	Ventilation panel kit-Außengitter-Schoepenrooster-Panneau de ventilation-Griglia di ventilazione-Rejilla de ventilacion 	1		
	WINDOW 1200x365 W0 1200x365-40 	2		
	WINDOW 445x1850 W4B F 445x1850-40 	2		
Kood	Vinea 40	Materjal	File	Vinea 40.dwg
			Leht	2/3

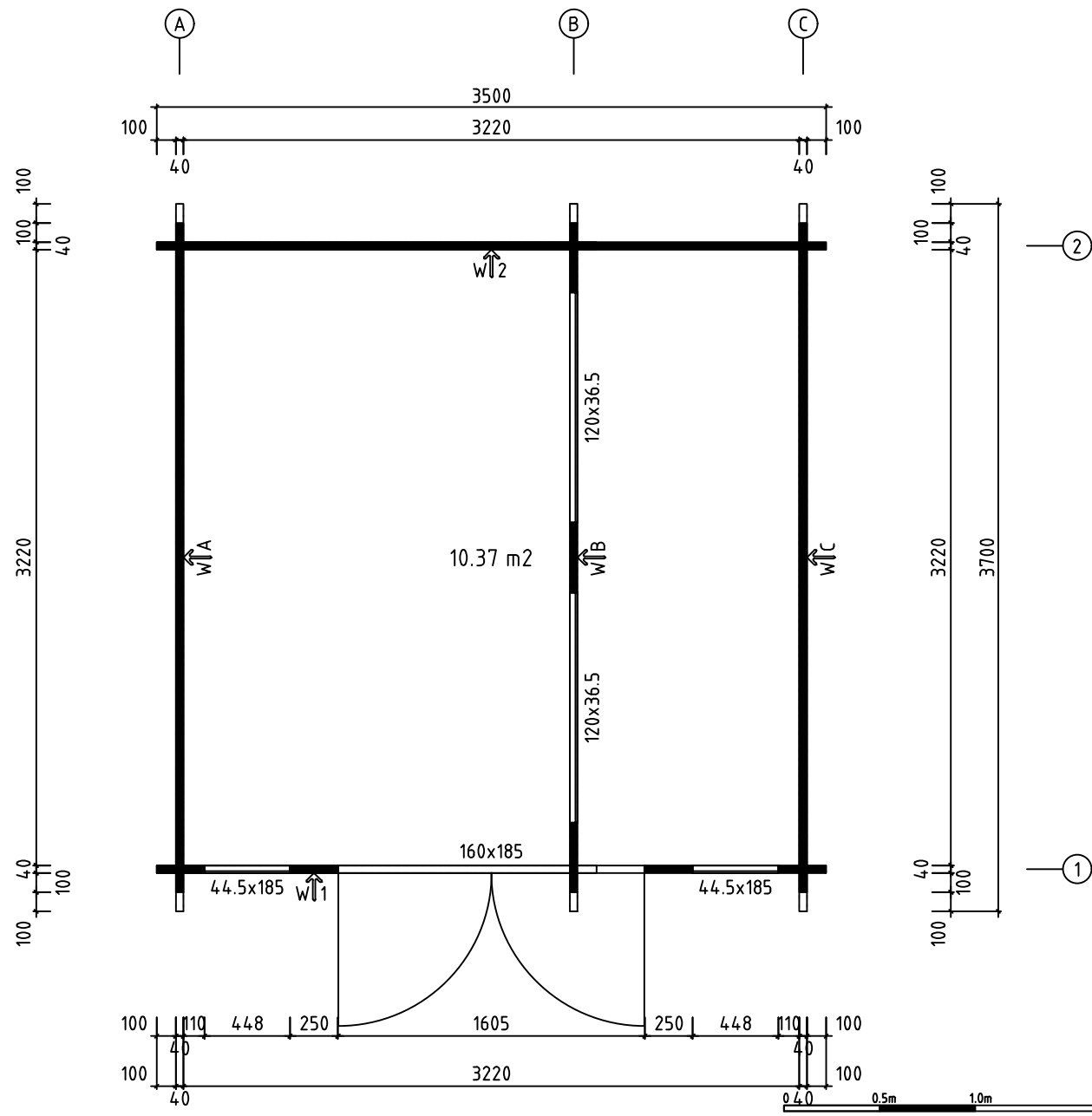





0 0.5m 1.0m 2.0m

Model	Vinea 40	Drawing	ROOF	Page
	Drawn by	R.T	Material	40x114
	Date	16.12.2024	File	Vinea 40.dwg
			Scale	1:30

H = 1.700 m  
 TOTAL: 10.37 m<sup>2</sup>




0 4.0 0.5m 1.0m 2.0m

Model	Vinea 40	Drawing	PLAN	Page
	Drawn by	R.T	Material	40x114
	Date	16.12.2024	File	Vinea 40.dwg
			Scale	1:30






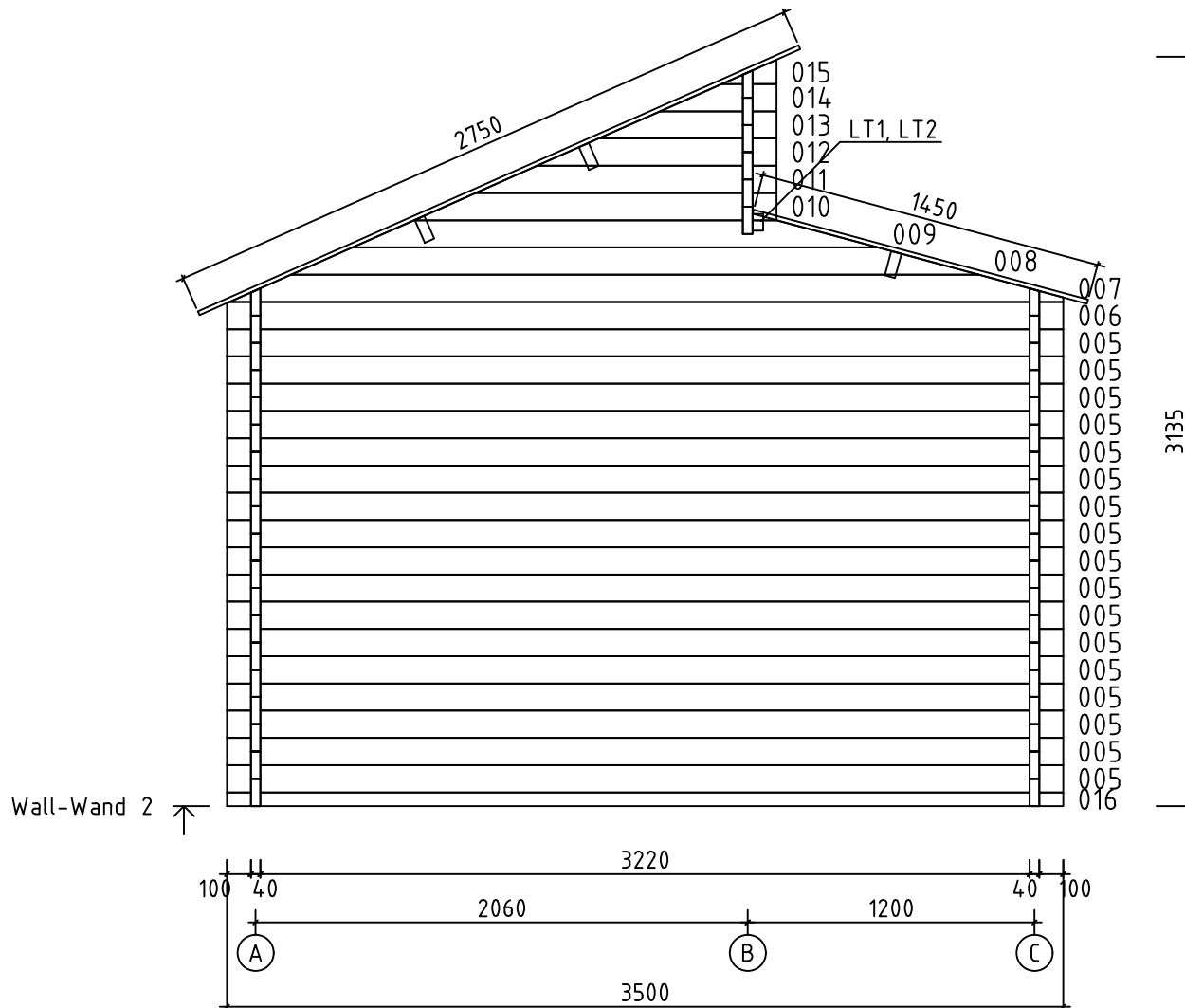





0 0.5m 1.0m 2.0m

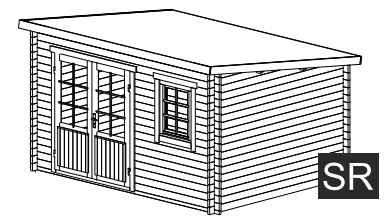
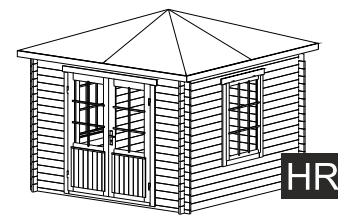
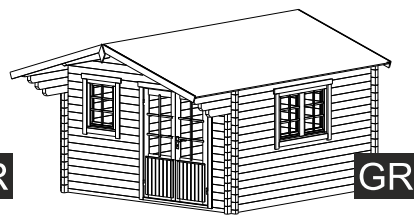
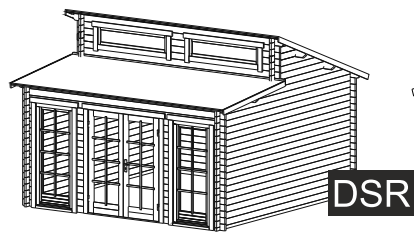
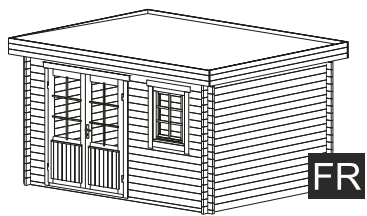
Model	Vinea 40	Drawing	WALL-WAND C	Page	4	
	Drawn by	R.T	Material	4x11.4	Scale	1:30
	Date	16.12.2024	File	Vinea 40.dwg		





0 0.5m 1.0m 2.0m

Model	Vinea 40	Drawing	WALL-WAND 2	Page	6
	Drawn by	R.T	Material	4x11.4	Scale
	Date	16.12.2024	File	Vinea 40.dwg	



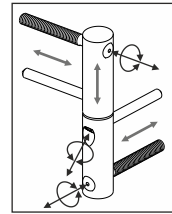
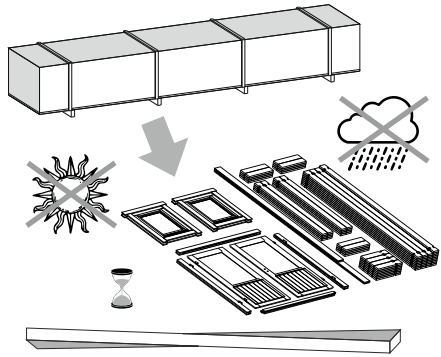
FR

DSR

GR

HR

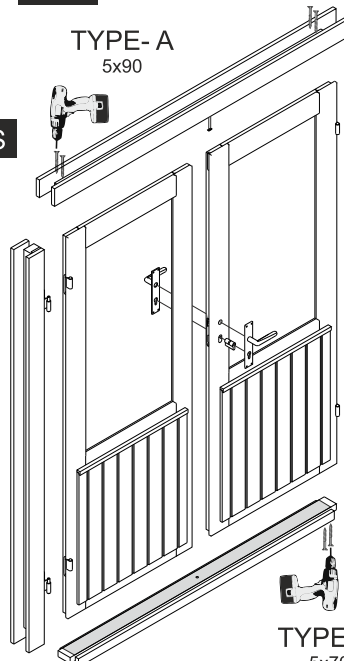
SR



ADJUSTABLE HINGES

3.

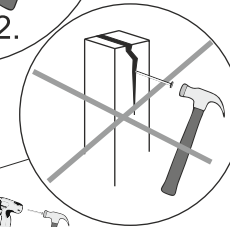
TYPE-A  
5x90



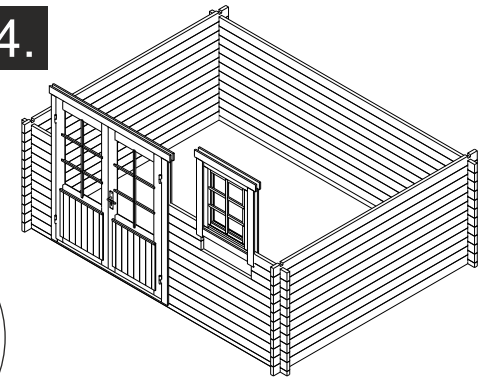
OPTIONS



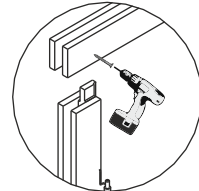
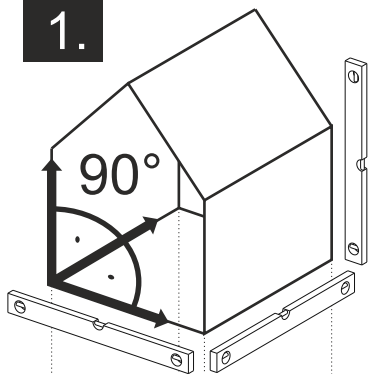
1. 2.



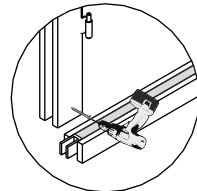
4.



1.

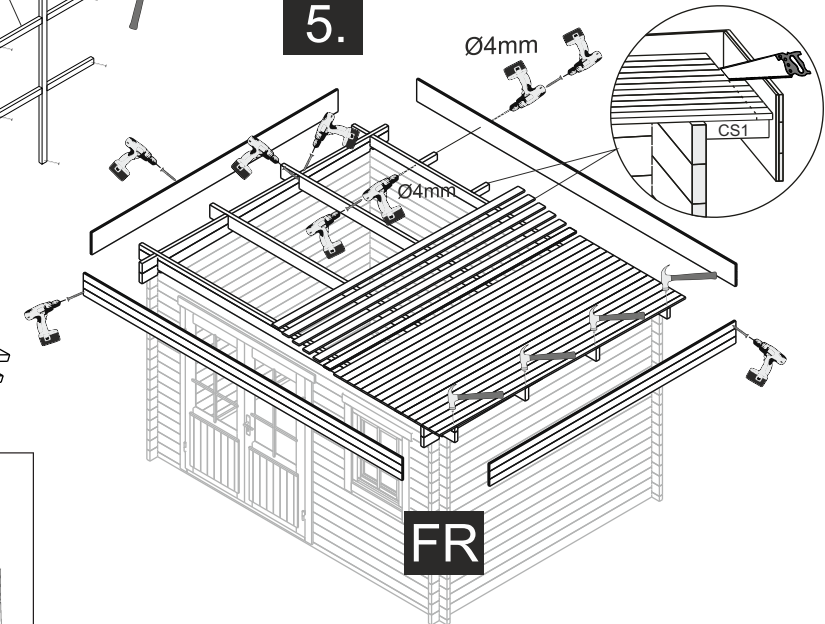


TYPE-B  
4x60



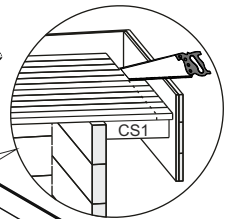
5.

OPTIONS

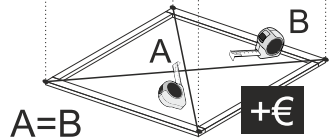


Ø4mm

Ø4mm

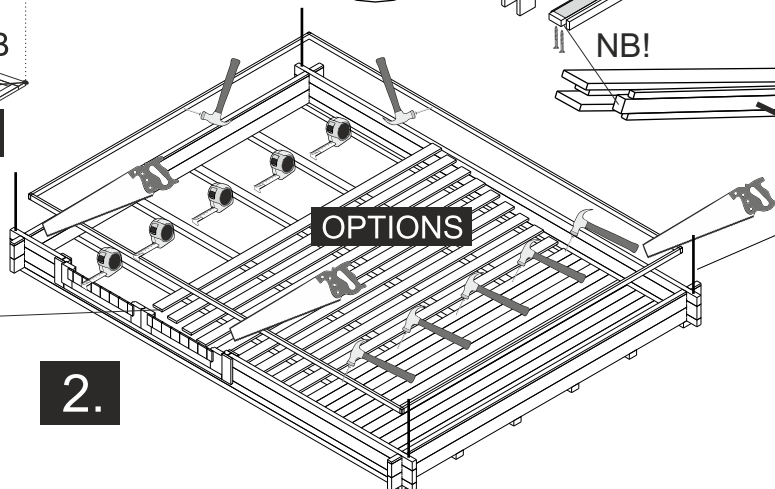


FR



+€

2.

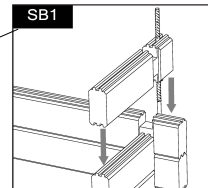


OPTIONS

NB!

TYPE-A  
5x70

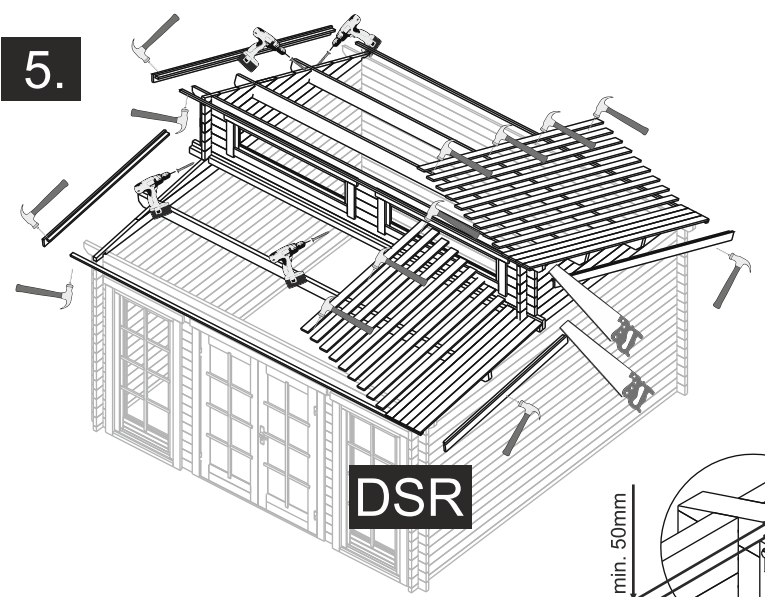
OPTIONS



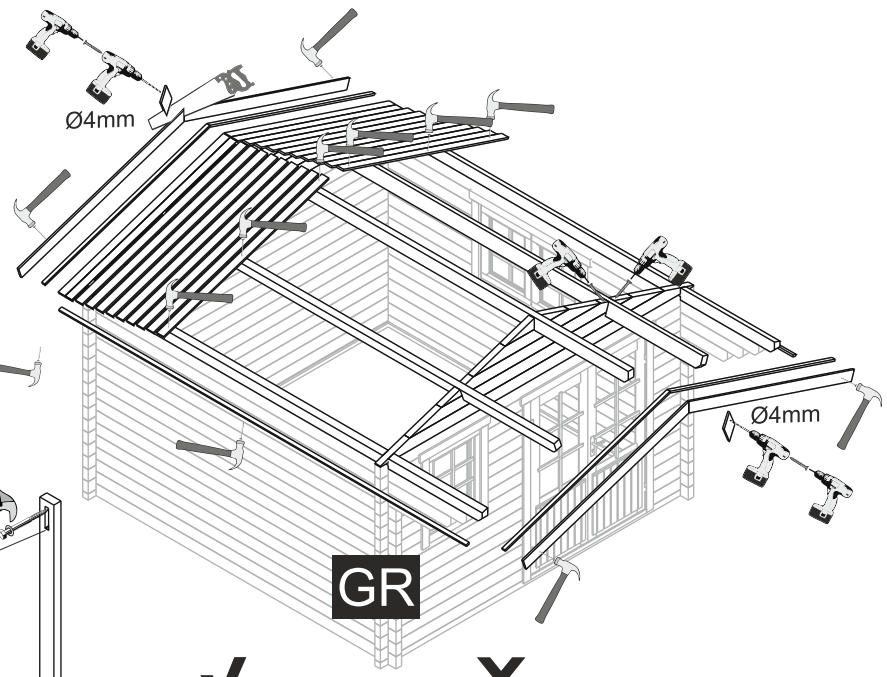
SB1

The guide is illustrative. This guide is not project specification.  
Der Leitfaden ist illustrativ. Dieser Leitfaden ist keine Projektspezifikation.  
De gids is illustratief. Deze gids is geen projectspecificatie.


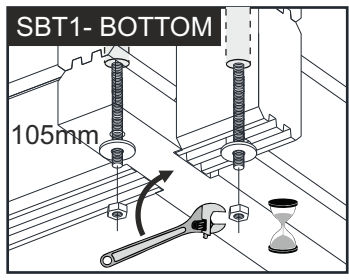
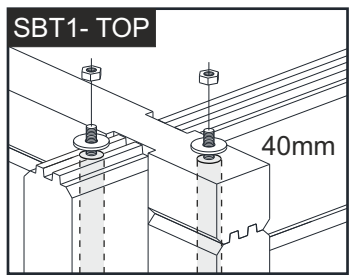
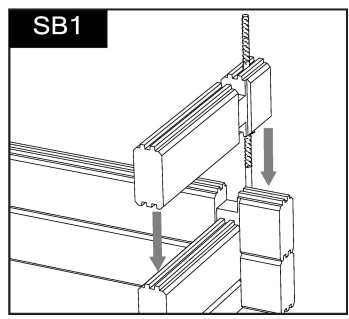
5.



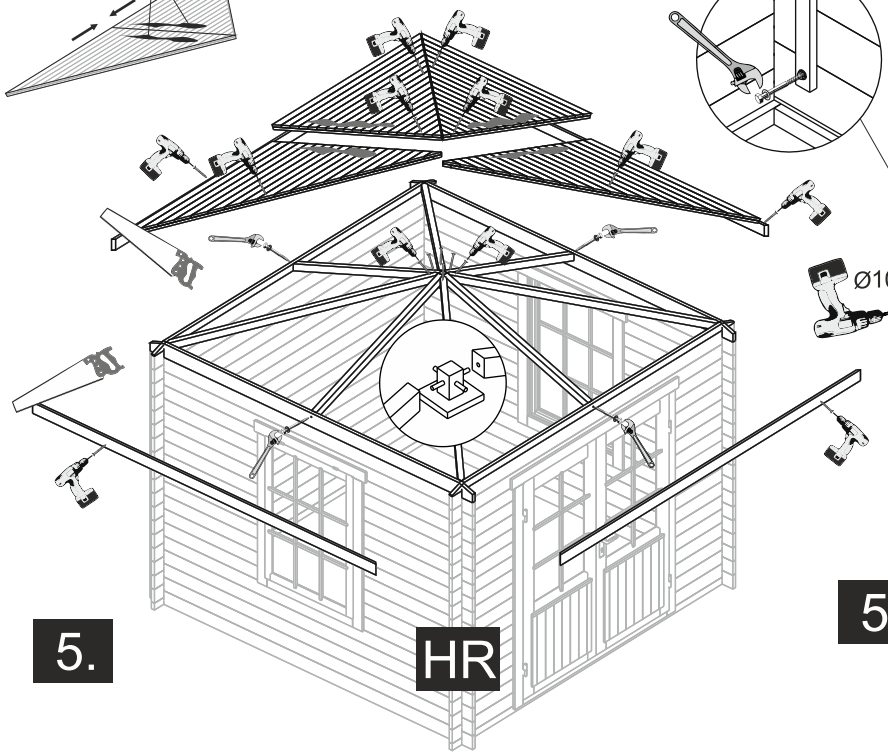
5.



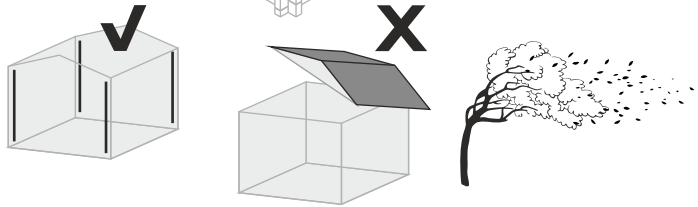
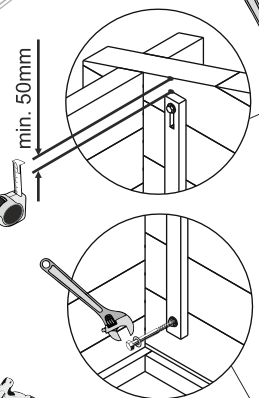
OPTIONS



NB!

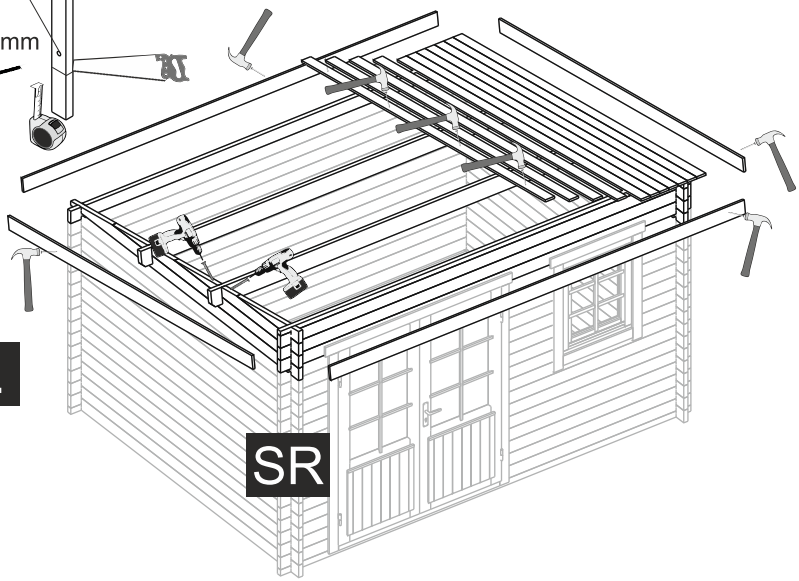


5.



OPTIONS-STORM BRACES

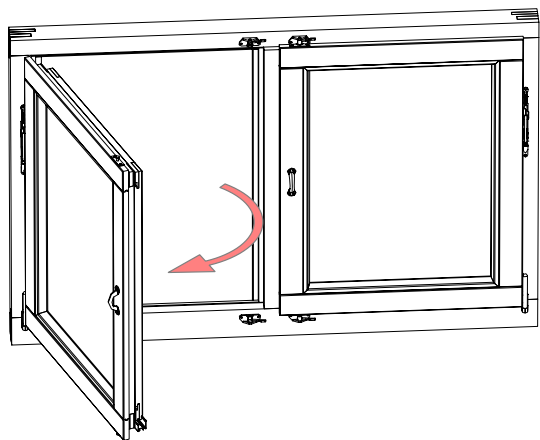
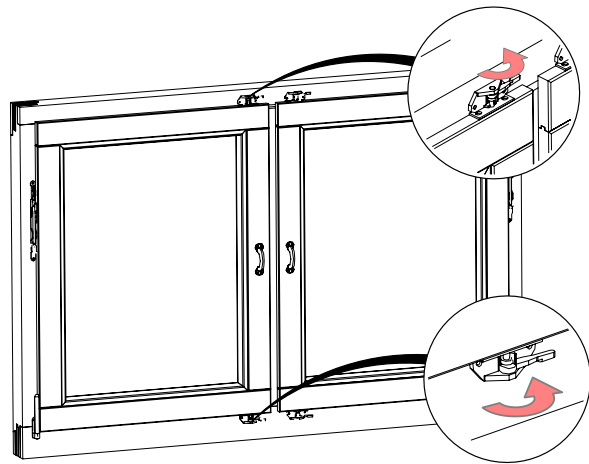
5.



SR

Öffnung/Opening

A



B

